

# Homelessness in Kitsap County

## North Kitsap 2022



\*note: data collection and access to services has been affected by COVID-19 precautions, closures, and other impacts since March 2020.



# 225

North Kitsap households requested housing assistance in 2022 (Housing Solutions Center)



# 71

Homeless children counted by North Kitsap School District in school year '22-'23



# 23

People without a home counted in a 24-hour period in Kitsap County during the 2022 Point-in-Time Count.

## 83

literally homeless households

## 25

were households with children (40 children total)

## 21

households reported they were homeless without permanent housing for 1 year or longer

## 83%

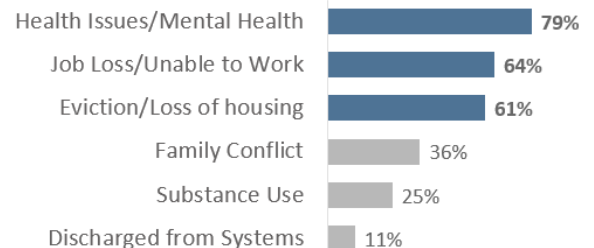
of households were below Federal Poverty Level

## \$659


average monthly income for households seeking housing assistance at the HSC

### Causes of Homelessness

2022 Point-in-Time Count - North Kitsap




### Kitsap Rents Outpacing Wages



### High Rents Each Year

# \$1,765

Average rent per unit in Kitsap County Sept 2022. An increase of 44% since Sept 2017.



\* Affordable here is considered as paying no more than 30% of income towards rent per month FMR - Fair Market Rate

Source: 2022 Out of Reach Report

Source: <https://kcowa.us/kchhd-data>

1 Includes Unsheltered (23) and Sheltered (0) | Tent icon made by FlatIcon from www.flaticon.com



### Kitsap County Department of Human Services

Housing & Homelessness Division  
345 6th St, Suite 400  
Bremerton, WA 98337

Carl Borg, Division Manager  
360-979-6027  
ceborg@kitsap.gov