



## OLYMPIC WORKFORCE DEVELOPMENT COUNCIL Serving Clallam, Jefferson, and Kitsap Counties

### OWDC Executive Committee Meeting

Tuesday, January 14, 2020  
10:00 a.m. – 12:00 noon  
Location: Via Go-to-Meeting  
<https://global.gotomeeting.com/join/274306941>  
You can also dial in using your phone.  
United States: +1 (872) 240-3311  
Access Code: 274-306-941

#### EXECUTIVE COMMITTEE

CHAIR  
FELIX VICINO, Human Resources Mgr.  
Port Townsend Paper Corporation

VICE CHAIR, MARILYN HOPPEN, SVP Human  
Resources, Kitsap Bank

JESSICA BARR, Regional Director  
Washington State Employment Security Dept.

MONICA BLACKWOOD, President  
WestSound Workforce

ROBIN HAKE, HR Director  
City of Port Townsend

DAVID MCMAHAN, Vice President  
Olympic Labor Council

JOHN POWERS, Executive Director  
Kitsap Economic Development Alliance

#### COUNCIL MEMBERS

NICOLE BRICKMAN, HR Manager  
Skookum Contract Services

JEFF CARTWRIGHT, Director HR  
Kitsap Transit

Dr. MARTY CAVALLUZZI, President  
Olympic College

RANDY COLSON, Manager  
General Dynamics

ASCHLEE DRESCHER, Human Resources  
The Veterans Administration

GREG DRONKERT, President  
Pacific Mobility Group, Inc.

KEVIN GALLACCI, General Systems Manager  
Clallam Transit Systems

MICHELL GRAFF, Kitsap Community Resources  
Employment & Training Division Director

JULIE HATCH, Branch Manager  
Sound Community Bank

SARA HATFIELD, CTE Director  
South Kitsap School District

NEAL HOLM, IBEW Local 46  
Electrician and membership Development

BRIAN KUH, Deputy Director  
Team Jefferson

HEIDI LAMPRECHT, Co-Founder  
Paella House

GINA LINDAL, Administrator  
CSO, DSHS

GREG LYNCH, Superintendent  
Olympic Edu. Service Dist. #114

COLLEEN MCALEER, Director  
Clallam Economic Development Corp.

CHUCK MOE, Field Representative  
Laborers Local 252

MELISA PIPPEN, Jamestown S'Klallam Tribe  
Higher Education and Professional Development  
Coordinator

ANNA REYES POTTS, General Manager  
TMF Inc.

LEANNE RAINES, Supervisor  
Dept. of Vocational Rehabilitation

JEFF RANDAL, Board of Commissioners  
Jefferson County Public Utility District

LUKE ROBINS, PhD, President  
Peninsula College

DANNY STEIGER, CEO  
Angles Mill Works and Lumber Traders

MATT WHEELUS, Chief Operating Officer  
Harrison Hospital

## AGENDA

1. Call to Order
2. Approval of Agenda
3. Approval of Meeting Minutes from October 8, 2019 (Attachment 3.a) pg. 2

#### Action Items

4. Topics for February 11, 2020
5. 5-Year Plan Review Team
6. The only item I can think of is the RFP's and how we will begin the process in the coming months.

#### Updates

7. State Monitoring February 2020 (Attachment 7.a) pg. 5
8. Internal Monitoring (Attachment 8.a) pg. 8
9. EO Monitoring, EO Training
10. Sector Work Updates
11. Council Members, New and Resignations
12. Q2 Oct-Dec 2019 Performance Report (Attachment 12.a) pg. 16
13. Quarterly Data on System Performance (Attachment 13.a) pg. 17
14. WorkSource Location and Moves
15. DVR Notice (Attachment 15.a) pg. 21 Ę

#### Discussion and Input Requested

16. 2020 Calendar (Attachment 16.a) pg. 22

**Next Meeting – April 14, 2020** Jefferson County 1<sup>st</sup>/floor Conference Rm  
1820 Jefferson Street, Port Townsend

**OLYMPIC WORKFORCE DEVELOPMENT COUNCIL (OWDC)  
EXECUTIVE COMMITTEE SUMMARY  
October 8, 2019**

**ATTENDANCE:** Felix Vicino, Jessica Barr, Aschlee Drescher (call in), Robin Hake,  
Dave McMahan  
Staff: Doug Washburn, Elizabeth Court, Alissa Durkin

The Olympic Workforce Development Council's (OWDC) Executive Committee meeting was held on Tuesday, October 8, 2019 at the Jefferson County Commissioners Conference Room.

**APPROVAL OF SUMMARY**

The Executive Committee's Meeting Agenda was approved as follows:

**ACTION: Jessica Barr moved to approve the Agenda as presented. Motion was seconded by Robin Hake. Motion carried unanimously.**

The Executive Committee's Meeting Minutes were corrected to add Robin Hake to the July 9, 2019 attendance and then approved as follows:

**ACTION: Jessica Barr moved to approve the July 9, 2019 Executive Committee Minutes. Motion was seconded by Robin Hake. Motion carried unanimously.**

**ACTION**

**Nomination Committee for New Vice Chair**

Marilyn Hoppen was nominated (business with the most votes). The Nomination Committee made up of Felix Vicino, Jessica Barr, Aschlee Drescher and Dave McMahan nominated Marilyn Hoppen for Vice Chair. A formal vote will be held by ballot on November 12, 2019 at the OWDC Meeting. The ballot will have a space for write in candidates as well.

**November 12<sup>th</sup> OWDC Meeting Agenda Items**

The Executive Committee discussed the November 12<sup>th</sup> OWDC meeting and discussed the following items to include on the agenda.

- Elizabeth will bring flags
- Yes! Vets- Adrian (LVER) has identified Aerotek as recipient of Hire a Vet award for YESVETS. Looking into presenting Mike H an award and a plaque for Adrian.

- Military Spouses-Discussing the barriers for military spouses. Reaching out to Britt Feldman from Fleet and Family.
- Handouts regarding recent news of veterans suicide rate increasing. Male veterans coming forward with claims of sexual assault in 60's and 70's.
- Jamestown S'kallam Tribe Treatment Center and the controversy it's causing within the community.
- Jill Tepe, Continuing Education Program Manger for Department of Environmental and Occupational Health UW- Speaking to group about green chemistry (the design of chemical products and processes that reduce of hazardous substances.)
- Teresa Gunther-Department of Commerce

## UPDATES

### EO Monitoring Visit

Teresa Eckstein and Megan Eason came to ESD September 23-24<sup>th</sup> for EO Monitoring. The monitoring was successful with few suggestions of updating tag lines on posters, weight of doors, and height of paper towel dispensers.

### EO Training

Staff are looking forward to attending the EO Pre-Conference on October 28,2019.

### Sector Work Updates

Alissa Durkin, new Program Supervisor, discussed enrolling in the Construction of Excellence and Olympic Community of Health newsletters to stay connected with the construction and healthcare sector work.

The CFMA (Construction Financial Management Association) is hosting a Suicide Prevention Seminar for the Construction Industry on October 10, 2019. Alissa was unable to attend but looking to bring materials to the next Executive OWDC meeting to discuss why the construction industry has one of the highest incidence rates of suicide across the US.

### **Council Members, New and Resignations**

Margaret Hess, ESD has announced her retirement for January 2020. David H-DVR has left due to new job opportunity. Jim McKenna-Retirement.

### **Performance Report**

The report will be emailed to members COB October 09, 2019.

### **Quarterly Data**

The report continues to show low unemployment rates. Need to start thinking about what OWDC should start doing to get ready for the next recession-Cross-train and adopt innovative technology.

### **Worksource Location and Moves**

- Port Townsend will stay located at the hospital for another 6 months with hopes of finding something long-term in the near future.
- Bremerton will move to Silverdale by March 31, 2019. The lease has been signed.
- Port Angeles space is leased until December 2020

### **FOR THE GOOD OF THE ORDER**

Thank you for the donuts, Doug Washburn.

### **ADJOURN**

There being no further business to come before the committee, the meeting was adjourned at 11:13am.

**Next Meeting:** January 14, 2020, Go-to-Meeting

(Attachment 7.a)



P.O. Box 9046 • Olympia WA 98507-9046

December 17, 2019

Elizabeth Court, Director  
Olympic Workforce Development Council  
Kitsap County Human Services  
614 Division Street MS-23  
Port Orchard, WA 98366

RE: Employment Security Department (ESD) On-site Monitoring Review, WIOA PY19

Dear Ms. Court:

The purpose of this letter is to inform you that your Local Workforce Development Board (LWDB) will be receiving a monitoring review of its implementation of the Workforce Innovation and Opportunity Act (WIOA). This review is comprised of two elements, a desk-top review and a scheduled onsite review.

The onsite review for Olympic Workforce Development Council will be conducted beginning February 3, 2020. The desk-top and onsite reviews will include the following:

**WIOA Title I Formula Program Review:****WIOA Program Policies:**

- Eligibility Guidelines and Documentation Requirements (ESD Policy 1019, Rev. 4)
- Supportive Services and Needs-Related Payments (ESD Policy 5602, Rev. 1)
- Follow-up Services for Adult and Dislocated Workers (ESD Policy 5620)
- Incentive Payments for Youth (ESD Policy 5621, Rev. 1)
- If applicable:
  - Customized Training (ESD Policy 5616, Rev. 1)
  - Incumbent Worker (ESD Policy 5607, Rev. 3)
  - Transitional Jobs (TEGL 19-16)
  - Incentive Payments for Adults (ESD Policy 5621, Rev. 1)
  - Integrated Service Delivery Policy and Procedures (ESD Policy 1023, Rev. 1)
- All other policies and/or procedures, memos, technical assistance guides, etc. developed for the implementation of your WIOA formula and/or discretionary grants. Examples include, but are not limited to:
  - ETO

- Self-sufficiency
- Case Notes
- Work Experiences
- On-the-Job Training
- Youth Objective Assessment and Individual Service Strategies
- Youth Follow-up

**WIOA Youth Program:**

- Eligibility
- Support services
- Elements from the PY18 monitoring cycle that your LWDB was required to include in your next round of monitoring as documented in your PY18 Program Daily Observation Report.

**WIOA Adult and Dislocated Worker Program:**

- Eligibility
- Priority of Service (Adult Program Only)
- Program Enrollment
- Basic and Individualized Services
- Supportive Services
- Training Services
- Outcomes
- Program Completion
- Follow-up Services
- Self-Attestation
- MIS/ETO
- Elements from the PY18 monitoring cycle that your LWDB was required to include in your next round of monitoring as documented in your PY18 Program Daily Observation Report.

**WIOA Title I Formula Administrative and Fiscal Review:**

- Design and governance of the LWDB
- Policies/Procedures
- Administrative controls (Sub-recipient/Contractor and Pass-Through Entity)
- Internal controls
- Cash and financial management
- Incumbent Worker
- Cost allocation plan or rate
- MOU/RSA/IFA
- Property & Inventory
- Procurements & Contracts
- Support services & needs related payments
- Single audit
- Grievance and complaint
- Personnel

**Statewide Discretionary Contracts Compliance Review:**  
**Increased Employment-Rapid Response (IE-RR)**

**Program:**

- Tasks specified in the contract
- Quarterly reporting requirements
- Participant Eligibility
- Services provided
- Outcomes, when applicable
- Program Completion, when applicable
- Self-attestation, when applicable
- MIS/ETO
- Case Notes

**Administrative and Fiscal:**

- Cash and financial management/A19 reimbursements
- Administrative controls (Sub-recipient monitoring)
- Procurements & Contracts
- Personnel Activity Reports and Cost Allocation

Attached is a list of documents and a questionnaire that we request be returned via email at [workforcemonitoring@esd.wa.gov](mailto:workforcemonitoring@esd.wa.gov) by close of businesses January 20, 2020. Closer to the on-site visit, we will provide you the list of participant files to be reviewed during the on-site visit.

If you have any questions regarding the monitoring process, please contact Greg Ferland, Director of Workforce Monitoring, at (360) 890-3443 or [gferland@esd.wa.gov](mailto:gferland@esd.wa.gov).

Thank you for your continued support as we work together to build a successful monitoring process.

Sincerely,



Greg Ferland, Director  
Workforce Monitoring

Cc: Dan Zeitlin, Director of Employment System Policy, Employment Security Department

Attachments:

- PY19 Documents Requested Prior to Visit
- PY19 Monitoring Questionnaire



# Olympic Workforce Development Council Program Year 2018 Local Monitoring

## ACTION PLAN

---

### PY17 Monitoring

- 751 participants
- 73 files monitored

### PY18 Monitoring

- 735 participants
- 71 files selected for monitoring

\*Less than 10% 1 Opt-out file & 1 TAA file removed from monitoring equaling 69 total files monitored.

## COUNT

---

### Jefferson 11

- 4 Adult
- 3 DW
- 2 OSY
- 1 ISY
- 1 CCW

### Clallam 20

- 7 Adult
- 7 DW
- 4 OSY
- 1 ISY
- 1 CCW

### Kitsap 29

- 8 Adult
- 8 DW
- 7 OSY
- 2 ISY
- 4 CCW

### KCR 11

- 7 Adult
- 4 DW

## SELECTION

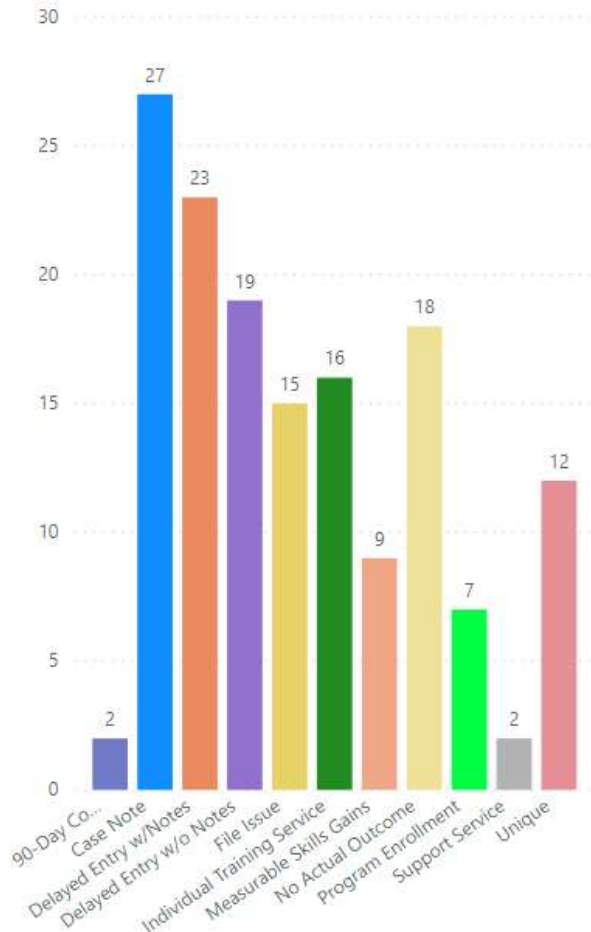
---

1. ETO report of 2018 program enrollees.
2. Sorted by program enrollment date oldest to newest.
3. Using [www.random.org/integers](http://www.random.org/integers) I entered the number of random integers and values between 1 and the total PE for each area and program.
4. Pulled out row number corresponding to random numbers.
5. Sent selected files to WIOA Supervisors.



## ERRORS

150 Total Errors



- 70 Adult
- 54 Dislocated Worker
- 8 Career Connect Washington
- 18 Youth

Office	Total	KCR	Total
<b>Clallam</b>	<b>23</b>	<b>KCR</b>	<b>9</b>
Adult	13	Adult	4
DW	5	DW	5
Youth	5	<b>Kitsap</b>	<b>84</b>
<b>Jefferson</b>	<b>34</b>	Adult	32
Adult	21	DW	32
DW	12	CCW	8
Youth	1	Youth	12

- 28% Delay in Service Entry
- 18% Case Note Errors
- 12% No Actual Outcome

17 Files Require Immediate Action  
(Excluding 11 Exited Files)

### Average Time

- Adult 52 Minutes
- Dislocated Worker 49 Minutes
- Youth 60 Minutes
  
- Clallam 53 Minutes
- Jefferson 74 Minutes
- Kitsap 49 Minutes
- KCR 49 Minutes

Office	Program	Immediate	Intermediate
Clallam	Adult	6	1
	DW	1	
	Youth	1	
Jefferson	Adult	5	12
	DW		5
Kitsap	Adult	1	1
	DW	3	4
	Youth		6

Corrective Actions Due December 27<sup>th</sup>



Olympic Workforce Development Council  
Kitsap County Department of Human Services

January 6<sup>th</sup>, 2019

Margaret Hess, Olympic WorkSource Administrator  
Employment Security Department  
1300 Sylvan Way  
Bremerton, WA 98310

Dear Margaret,

The Program Year 2018 (PY18) WIOA Local Monitoring Report for Kitsap, Clallam and Jefferson County WorkSource is enclosed. Please thank your staff for their cooperation and participation throughout the monitoring process.

Olympic Workforce Development Council opted to use the Employment Security Department (ESD) PY19 State Monitors Participant File Checklist (<https://wpc.wa.gov/adm/monitoring/tools>) for 2018 program year local monitoring. ESD's new program monitoring checklists are much more detailed than the previous year's monitoring tool, which resulted in identification of more Observations and/or Items to Address than in the past.

This year's new policies and requirements received an 'observation', instead of 'issue to address'. Those include:

- Case Note Policy 25 adoption on October 18, 2019, used to gauge WIOA Specialist compliance to the new policy.
- Washington Information Notice 0098: Measurable Skills Gains (MSG) Guidance for ETO implementation on October 1, 2019. The new Measurable Skills Gains from the Department of Labor requires a Tests and Results TouchPoint (TP) when a participant obtains a certificate, licensure, or degree.
- The Employment Security IT Department has recently updated a variety of data elements to meet Federal Participant Individual Record Layout (PIRL) reporting. This year's monitoring integrated these updates.

19 Adult Files

Thirty (30) Observations  
Seven (7) Items to Address  
Thirty (30) Require Action

18 Dislocated Worker Files

Thirty-six (36) Observations  
Three (3) Items to Address  
Ten (10) Require Action

If you have questions, please call or email for further discussion.

Regards,  
*Luci Bench*  
Program Analyst, Olympic Workforce Development Council

## Program Year 2018 Local Annual Monitoring Report

### **Observations:**

1. Sixteen (16) touchpoints have services entered after the 14-day time frame, only five (5) included case notes explaining the reason for delayed entry.
2. Twenty-three (23) touchpoints did not meet the current Case Note Policy
3. Four (4) duplicate ITSS and Basic services entered.
4. Fourteen (14) files contain duplicate's, print out of email correspondence.
5. Eight (8) participant received a Measurable Skills Gain but no TP was added.
6. One (1) Eligibility application and program enrollment have different UI information.

### **Items to Address:**

1. One (1) ITSS On-The-Job training requires justification, dates, plan and planning in case notes.
2. Three (3) ITSS TP were entered six to nine months after support services were provided.
3. Three (3) program enrollment TP's had incorrect fields selected in ETO.
4. Three (3) ITSS have incorrect fields selected.

### **Corrective Action Required:**

1. Three (3) participants had not been contacted within the past 90-days. Contact participants and provide a service or exit.
2. Five (5) touchpoints did not have the necessary eligibility or enrollment case notes recorded for participant to be eligible for services.
3. One (1) file contained medical information.
4. Eleven (11) Individual Training and Support Service were entered incorrectly, lack the required case notes, and/or incorrect fields selected.
5. Eleven (11) ITSS TP did not have an Actual Outcome selected.
6. Four (4) Program Enrollment TP had errors that require attention.
7. Two (2) participants obtained support services but no services were recorded in ETO.
8. Three (3) unique errors.

*\*All items to address and required actions have been corrected and verified January 2, 2020.*



Olympic Workforce Development Council  
Kitsap County Department of Human Services

December 27, 2019

Michell Graf, Manager  
Kitsap Community Resources  
845 8<sup>th</sup> Street  
Bremerton, WA 98337

Dear Michell,

The Program Year 2018 (PY18) WIOA Local Monitoring Report for Kitsap, Clallam and Jefferson County WorkSource is enclosed. Please thank your staff for their cooperation and participation throughout the monitoring process.

Olympic Workforce Development Council opted to use the Employment Security Department (ESD) PY19 State Monitors Participant File Checklist (<https://wpc.wa.gov/adm/monitoring/tools>) for 2018 program year local monitoring. ESD's new program monitoring checklists are much more detailed than the previous year's monitoring tool, which resulted in identification of more Observations and/or Items to Address than in the past.

This year's new policies and requirements received an 'observation', instead of 'issue to address'. Those include:

- Case Note Policy 25 adoption on October 18, 2019, used to gauge WIOA Specialist compliance to the new policy.
- Washington Information Notice 0098: Measurable Skills Gains (MSG) Guidance for ETO implementation on October 1, 2019. The new Measurable Skills Gains from the Department of Labor requires a Tests and Results TouchPoint (TP) when a participant obtains a certificate, licensure, or degree.
- The Employment Security IT Department has recently updated a variety of data elements to meet Federal Participant Individual Record Layout (PIRL) reporting. This year's monitoring integrated these updates.

- 

7 Adult Files

4 Dislocated Worker Files

Four (4) Observations

Five (5) Observations

No items to address or significant findings were identified.

If you have questions, please call or email for further discussion.

Regards,  
*Luci Bench*  
Program Analyst, Olympic Workforce Development Council

Program Year 2018  
Local Annual Monitoring Report

**Observations:**

1. Four (4) touchpoints have services entered after the 14-day time frame.
2. One (1) participant is marked as Basic Skills Deficient (BSD) but there is no evidence to support BSD, nor is there a Tests and Results TouchPoint entered. WIOA Specialist error on entry and BSD was not used as an eligibility requirement.
3. Four (4) durational service touchpoints did not have an Actual Outcome selected. All four touchpoints were participants who have exited, thus no action required.

**Items to Address:** None

**Corrective Action Required:** None



Olympic Workforce Development Council  
Kitsap County Department of Human Services

January 6<sup>th</sup>, 2019

Jeff Allen, Director  
Olympic Education Service District #114  
105 N National Ave  
Bremerton, WA 98312

Dear Jeff,

The Program Year 2018 (PY18) WIOA Local Monitoring Report for Kitsap, Clallam and Jefferson County WorkSource is enclosed. Please thank your staff for their cooperation and participation throughout the monitoring process.

Olympic Workforce Development Council opted to use the Employment Security Department (ESD) PY19 State Monitors Participant File Checklist (<https://wpc.wa.gov/adm/monitoring/tools>) for 2018 program year local monitoring. ESD's new program monitoring checklists are much more detailed than the previous year's monitoring tool, which resulted in identification of more Observations and/or Items to Address than in the past.

This year's new policies and requirements received an 'observation', instead of 'issue to address'. Those include:

- Case Note Policy 25 adoption on October 18, 2019, used to gauge WIOA Specialist compliance to the new policy.
- Washington Information Notice 0098: Measurable Skills Gains (MSG) Guidance for ETO implementation on October 1, 2019. The new Measurable Skills Gains from the Department of Labor requires a Tests and Results TouchPoint (TP) when a participant obtains a certificate, licensure, or degree.
- The Employment Security IT Department has recently updated a variety of data elements to meet Federal Participant Individual Record Layout (PIRL) reporting. This year's monitoring integrated these updates.

6 Career Connect WA Files

Five (5) Observations  
Three (3) Items to Address

17 WIOA Out of School & In School Youth Files

Thirteen (13) Observations  
Five (5) Items to Address

No significant findings were identified.

If you have questions, please call or email for further discussion.

Regards,  
*Luci Bench*  
Program Analyst, Olympic Workforce Development Council

Program Year 2018  
Local Annual Monitoring Report

**Observations:**

1. Between the Career Connect WA (CCW) and Youth TP's eighteen (18) are services entered after the 14-day time frame. Thirteen (13) of the touchpoints included case notes with explanation for the delayed entry. Five (5) touchpoints did not include an explanation for the delayed entry.
2. One (1) participant enrollment received a Measurable Skills Gain (MSG). This is marked as an observation because the MSG was not required at the time of enrollment.

**Items to Address:**

3. One (1) ITSS WEX TP did not contain case note or an Actual Outcome.
4. Two (2) ITSS Education Achievement Services did not have Actual Outcomes selected.
5. One (1) CCW TP did not have the Actual Outcome selected.
6. One (1) TP was incorrectly entered.
7. Two (2) of the CCW TP did not have a Contract selected.

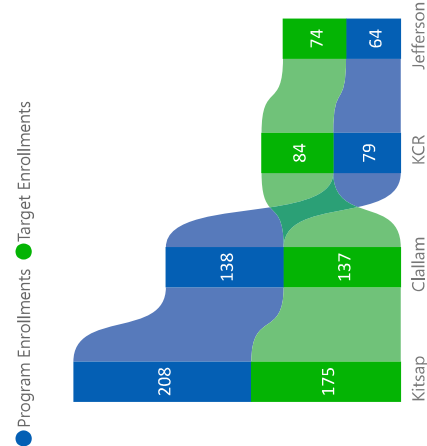
*\*All Items to Address have been corrected and verified as of 12/27/2019.*

**Corrective Action Required:** None.

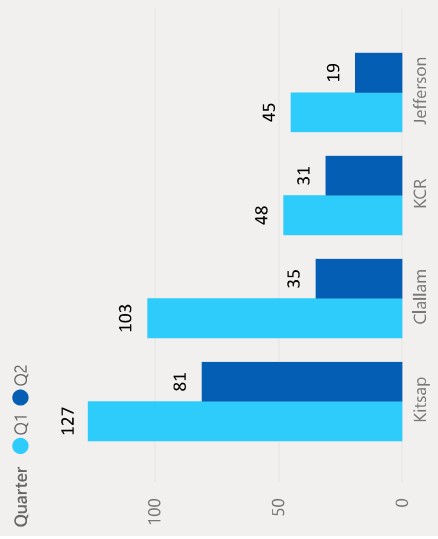
# PY19 Q2 Preliminary Performance Report (July 1, 2019 - December 31, 2019)

Office	Program	Program Enrollments	Current Enrollments	Target Enrollments	PE %age	Exits	Target Exits	Exit %age	Placements	Target Placements	Placement Rate	Placements %age	Actual Expenditures	Target Expenditures	Expenditures %age
Clallam	Adult	51	41	50	102.00%	10	23	43.48%	8	18	80.00%	44.44%	38,504	98,246	39.19%
Clallam	Dislocated Worker	45	23	46	97.83%	22	24	91.67%	19	20	86.36%	95.00%	37,893	100,189	37.82%
Clallam	Youth	42	36	41	102.44%	6	6	100.00%	6	3	100.00%	200.00%	50,918	105,307	48.35%
Jefferson	Adult	30	20	32	93.75%	10	12	83.33%	9	9	90.00%	100.00%	15,489	37,750	41.03%
Jefferson	Dislocated Worker	20	12	25	80.00%	8	10	80.00%	8	8	100.00%	100.00%	18,263	37,830	48.28%
Jefferson	Youth	14	12	17	82.35%	2	2	100.00%	2	1	100.00%	200.00%	11,822	33,647	35.14%
KCR	Adult	54	21	60	90.00%	33	29	113.79%	24	23	72.73%	104.35%	33,553	107,852	31.11%
KCR	Dislocated Worker	25	13	24	104.17%	12	13	92.31%	10	10	83.33%	100.00%	12,324	40,086	30.74%
Kitsap	Adult	55	37	44	125.00%	18	23	78.26%	17	20	94.44%	85.00%	40,240	105,678	38.08%
Kitsap	Dislocated Worker	77	58	59	130.51%	19	25	76.00%	18	21	94.74%	85.71%	38,628	93,436	41.34%
Kitsap	Youth	76	55	72	105.56%	21	8	262.50%	18	4	85.71%	450.00%	75,908	197,118	38.51%
<b>Totals</b>		<b>489</b>	<b>328</b>	<b>470</b>	<b>104.04%</b>	<b>161</b>	<b>175</b>	<b>92.00%</b>	<b>139</b>	<b>137</b>	<b>86.34%</b>	<b>101.46%</b>	<b>373,542</b>	<b>957,139</b>	<b>39.03%</b>

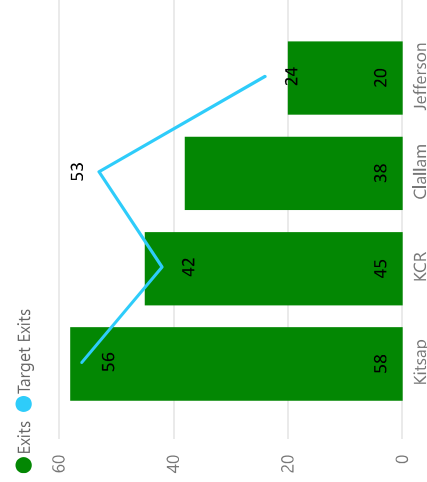
Enrollments & Target by Area



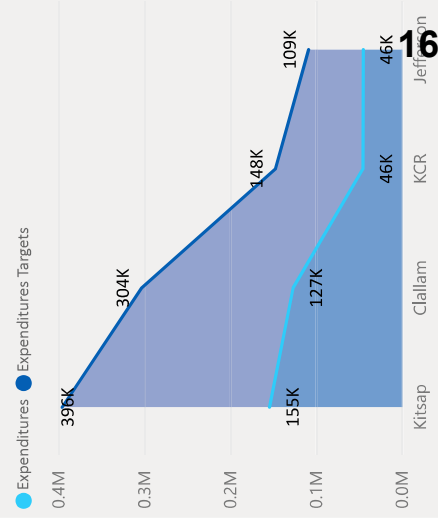
Enrollments by Quarter



Exits & Targets by Area



Expenditures & Targets





Seekers served	Employers served	Exits & Wages	Definitions
----------------	------------------	---------------	-------------

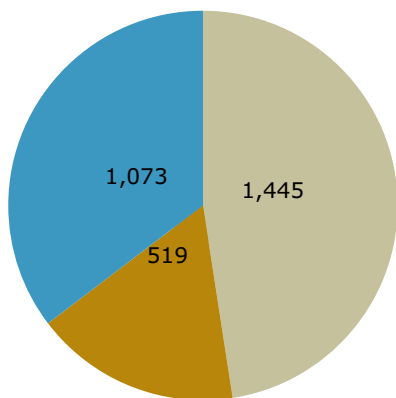
Service Location  
WDA 01 - Olympic

Time Frame  
Single-quarter  
PY 2019 Q1 (Jul - Sep 2019)

Data prior to the beginning of PY16Q1 (July 1, 2016) is not reflected in this dashboard. Therefore, the first quarter with complete rolling 4-quarter data is PY2016 Q4 (the quarter ending on June 30, 2017).

Total seekers = 3,037

- Self served only
- Both types of service
- Staff assisted only



All seekers served

Self-service customers	1,964
Staff-assisted customers	1,592

Self served only	47.58%	1,445
Both types of service	17.09%	519
Staff assisted only	35.33%	1,073

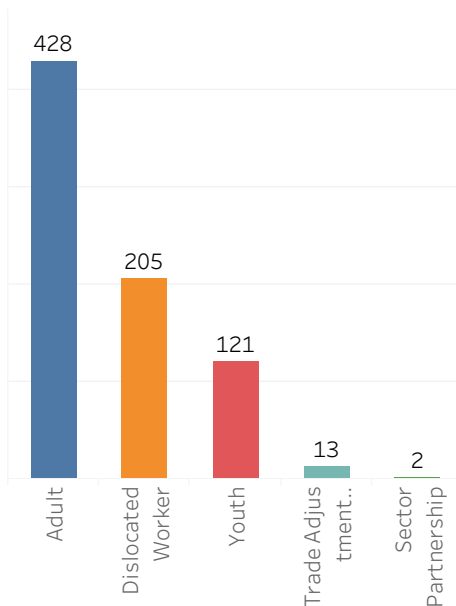
New to WorkSource?

New	36.58%	1,111
Returning	63.42%	1,926

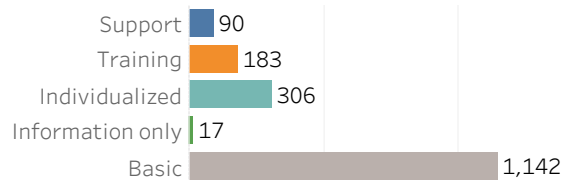
WorkSourceWA job applicants

Seekers with job applications	665
-------------------------------	-----

Seekers served by program enrollment  
*Staff-assisted seeker counts by service location, regardless of enrollment location*

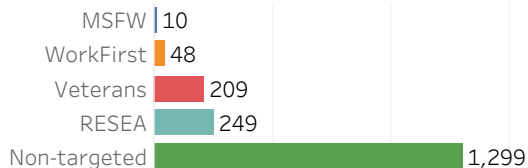


Staff assisted seekers served by service type\*



\*Information only and support services do not trigger or extend participation.

Staff assisted seekers by cohort



Data last refreshed: 12/17/2019 6:51:50 PM

# Washington State WorkSource

## System Performance Dashboard

- Seekers served
- Employers served**
- Exits & Wages
- Definitions

**Location**  
WDA 01 - Olympic

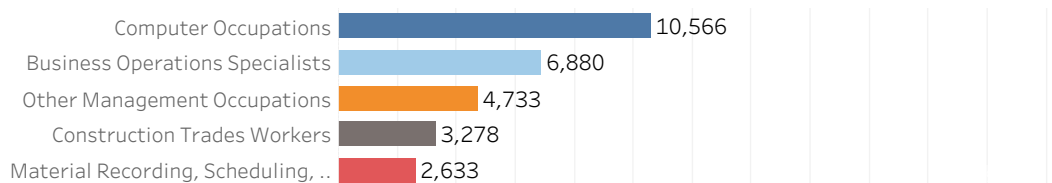
**Time Frame**  
Single-quarter  
PY 2019 Q1 (Jul - Sep 2019)

### Employers using WorkSource

Employers	4,097
Job orders	79,648

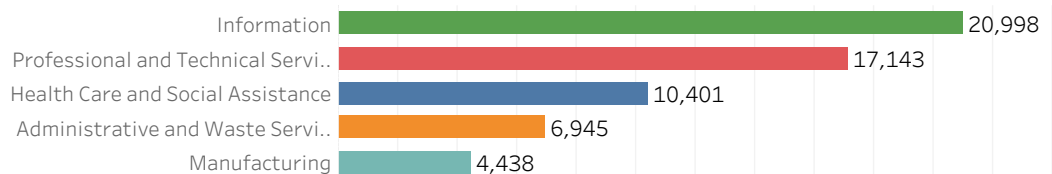
Employers receiving staff-assisted services	1,767
---	-------

### Top 5 jobs in demand



Number of job postings by 3-digit ONET

### Top 5 industry sectors posting jobs



Number of job postings by 2-digit NAICS

Employment Security Department is an equal opportunity employer/program. Auxiliary aids and services are available upon request to individuals with disabilities. Language assistance services for limited English proficient individuals are available free of charge. Washington Relay Service: 711.

# Washington State WorkSource System Performance Dashboard

Seekers served	Employers served	<b>Exits &amp; Wages</b>	Definitions
----------------	------------------	--------------------------	-------------

## Location

State

## Program

- All Title I participants
- WIOA Adult
- WIOA Dislocated Worker
- WIOA Youth
- Wagner Peyser
- All WorkSource customers

These exit proxies are intended to help track potential WorkSource outcomes, are not intended to replace official federal outcomes, and may not accurately reproduce official federal outcomes.

### Employments data are delayed.

Employments are based on wages received the second quarter after a person exits (final service date with no more services planned). Wage data come in about 45 days after the quarter ends.

*Example: If the final service is on January 3 (exit date), exit is the quarter of Jan-Mar, and the quarter to check for wages is Jul-Sept. Wages for this quarter would be reported by November 15 (approximately 11.5 months from Exit date).*

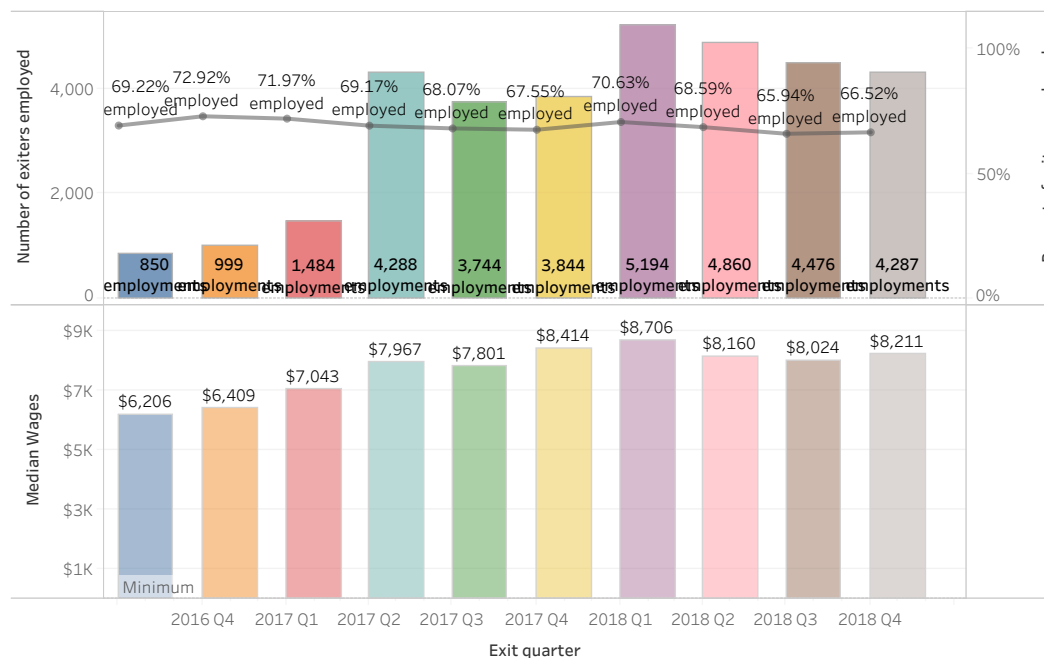
## Exits (by Calendar Year)

WA state: All Title I participants



## Employments (by Calendar Year): select an outcome measure\*

All exit quarters, 2 Q after exit



\* Low exiter and employment counts are suppressed to protect confidentiality. If the number of exiters or employments meets suppression conditions, the value will appear as "0".

Data last refreshed: 12/17/2019 6:51:50 PM

Employment Security Department is an equal opportunity employer/program. Auxiliary aids and services are available upon request to individuals with disabilities. Language assistance services for limited English proficient individuals are available free of charge. Washington Relay Service: 711.

# Washington State WorkSource

## System Performance Dashboard

Seekers served

Employers served

Exits &amp; Wages

Definitions

### Dashboard Page

- Seekers Served
- Employer Indicators
- Exits & Wages

### Dashboard Section

Total job seekers

WorkSource Services Catalog: <http://media.wpc.wa.gov/media/WPC/wswa/support/WorkSource%20Services%20Catalog%20v3.xlsx>

<b>Total job seekers</b>	The unduplicated total count for all self served and staff assisted job seekers for the selected area and time frame.
--------------------------	---

# State Plan Public Forum

## Webinar

Attachment 15.a

## Wednesday Feb. 5, 2020

Help individuals with disabilities  
get good jobs that pay well!

The Division of Vocational Rehabilitation (DVR) and Washington State Rehabilitation Council (WSRC) invite you to comment on the 2020-2023 State Plan.

**To view the current 2016-2020 DVR State Plan, go to the DVR website:**

<https://www.dshs.wa.gov/dvr/dvr-state-plan>

Beginning Jan. 16, 2020, you can return to this site to view the new 2020-2023 State Plan.

**You may comment on the State Plan by sending an email to [DVRStatePlan@dshs.wa.gov](mailto:DVRStatePlan@dshs.wa.gov) or participate in one of two DVR State Plan webinars held on Feb. 5, 2020:**

- 9:30-11:30 a.m. session (webinar and in-person options available)
- 2:00-4:00 p.m. session (webinar only)

**To join the webinar, please visit:**

Website: <https://watech.webex.com/>

Meeting Number: 280 838 257

Meeting Password: sNbSM8Yu

CART Captioning: <https://www.streamtext.net/player?event=DVR>

You do NOT need to pre-register for the webinar sessions. Join the session most convenient for you.

**To hear webinar audio:**

Dial: (855) 929-3239 • Meeting Number: 280 838 257

If you have questions or need more information, email: [DVRStatePlan@dshs.wa.gov](mailto:DVRStatePlan@dshs.wa.gov).



For individuals who do not have phone or internet access, webinar viewings will be held from 9:30-11:30 a.m. at the following DVR office locations:

### DVR State Office

Large Conference Room, 4th Floor  
4565 7th Ave. S.E. • Lacey, WA 98503

### Spokane DVR

Conference Room  
1313 N. Atlantic, Suite 1000 • Spokane, WA 99201


### Central Seattle DVR

Conference Room  
1200 12th Ave. S., Suite 730 • Seattle, WA 98109

### Tacoma DVR

1949 S. State St., 1st Floor, Room 187  
Tacoma, WA 98405-2850

For reasonable accommodation requests, please email [DVRStatePlan@dshs.wa.gov](mailto:DVRStatePlan@dshs.wa.gov) or call (800) 637-5627 by Jan. 21, 2020.

<b>Olympic Consortium Board Meeting (3rd Fridays)</b>		10 a.m. to 12:00 p.m.	
<b>Olympic Consortium Board Meeting (3rd Fridays)</b>		10 a.m. to 12:00 p.m.	Go-to-Meeting
<b>Exec OWDC Meeting (2nd Tuesdays)</b>		10 a.m. to 12:00 p.m.	Jan and July go to meeting
<b>OWDC Full Meeting (2nd Tuesdays)</b>		9:00 a.m. to 1:30 p.m.	

2020

January						
Su	Mo	Tu	We	Th	Fr	Sa
			1	2	3	4
5	6	7	8	9	10	11
12	13	14	15	16	17	18
19	20	21	22	23	24	25
26	27	28	29	30	31	

April						
Su	Mo	Tu	We	Th	Fr	Sa
			1	2	3	4
5	6	7	8	9	10	11
12	13	14	15	16	17	18
19	20	21	22	23	24	25
26	27	28	29	30		

July						
Su	Mo	Tu	We	Th	Fr	Sa
			1	2	3	4
5	6	7	8	9	10	11
12	13	14	15	16	17	18
19	20	21	22	23	24	25
26	27	28	29	30	31	

October						
Su	Mo	Tu	We	Th	Fr	Sa
				1	2	3
4	5	6	7	8	9	10
11	12	13	14	15	16	17
18	19	20	21	22	23	24
25	26	27	28	29	30	31

February						
Su	Mo	Tu	We	Th	Fr	Sa
						1
2	3	4	5	6	7	8
9	10	11	12	13	14	15
16	17	18	19	20	21	22
23	24	25	26	27	28	29

May						
Su	Mo	Tu	We	Th	Fr	Sa
					1	2
3	4	5	6	7	8	9
10	11	12	13	14	15	16
17	18	19	20	21	22	23
24	25	26	27	28	29	30
31						

August						
Su	Mo	Tu	We	Th	Fr	Sa
						1
2	3	4	5	6	7	8
9	10	11	12	13	14	15
16	17	18	19	20	21	22
23	24	25	26	27	28	29
30	31					

November						
Su	Mo	Tu	We	Th	Fr	Sa
1	2	3	4	5	6	7
8	9	10	11	12	13	14
15	16	17	18	19	20	21
22	23	24	25	26	27	28
29	30					

March						
Su	Mo	Tu	We	Th	Fr	Sa
1	2	3	4	5	6	7
8	9	10	11	12	13	14
15	16	17	18	19	20	21
22	23	24	25	26	27	28
29	30	31				

June						
Su	Mo	Tu	We	Th	Fr	Sa
	1	2	3	4	5	6
7	8	9	10	11	12	13
14	15	16	17	18	19	20
21	22	23	24	25	26	27
28	29	30				

September						
Su	Mo	Tu	We	Th	Fr	Sa
		1	2	3	4	5
6	7	8	9	10	11	12
13	14	15	16	17	18	19
20	21	22	23	24	25	26
27	28	29	30			

December						
Su	Mo	Tu	We	Th	Fr	Sa
		1	2	3	4	5
6	7	8	9	10	11	12
13	14	15	16	17	18	19
20	21	22	23	24	25	26
27	28	29	30	31		



## OLYMPIC WORKFORCE DEVELOPMENT COUNCIL Serving Clallam, Jefferson, and Kitsap Counties

### OWDC Executive Committee Meeting

Tuesday, April 14, 2020  
10:00 a.m. – 12:00 noon  
Location: Port Townsend

## AGENDA

#### Action Items

1. Call to Order
2. Approval of Agenda
3. Approval of Meeting Minutes from October 8, 2019 (Attachment 3.a) pg. 2
4. Chair
5. RFPs
6. Topics for May 12, 2020 – Online vs In-Person

#### Updates and Discussion

7. Rapid Response Additional Assistance
8. 5-Year Plan Review
9. YouthBuild Kitsap Partnerships
10. Internal Monitoring
11. EO Monitoring, EO Training
12. Council Members - New
13. PY19 Q2 Final Formula Performance Report 31DEC2019 (Attachment 13.a) pg. 5
14. PY19 Q2 Primary Indicators (Attachment 14.a) pg. 6
15. PY19 Q3 RRIE Performance Report 31MAR2020 (Attachment 15.a) pg. 7
16. WIOA System Performance Dashboard PY19 Q3 (Attachment 16.a) pg. 8
17. WorkSource Location and Moves
18. 2020 Calendar (Attachment 18.a) pg. 11

#### Next Meeting – July 14, 2020

Go-to-Meeting <https://global.gotomeeting.com/join/892794045>  
or Call In +1 (669) 224-3412 Access Code: 892-794-045

#### EXECUTIVE COMMITTEE

**CHAIR**  
FELIX VICINO, Human Resources Mgr.  
Port Townsend Paper Corporation

**VICE CHAIR, MARILYN HOPPEN, SVP Human Resources, Kitsap Bank**

JESSICA BARR, Regional Director  
Washington State Employment Security Dept.

MONICA BLACKWOOD, President  
WestSound Workforce

ROBIN HAKE, HR Director  
City of Port Townsend

DAVID MCMAHAN, Vice President  
Olympic Labor Council

JOHN POWERS, Executive Director  
Kitsap Economic Development Alliance

#### COUNCIL MEMBERS

NICOLE BRICKMAN, HR Manager  
Skookum Contract Services

JEFF CARTWRIGHT, Director HR  
Kitsap Transit

MARTY CAVALLUZZI, President  
Olympic College

RANDY COLSON, Manager  
General Dynamics

ASCHLEE DRESCHER, Human Resources  
The Veterans Administration

LISA DONLON, General Manager  
Windermere Commercial

GREG DRONKERT, President  
Pacific Mobility Group, Inc.

KEVIN GALLACCI, General Systems Manager  
Clallam Transit Systems

MICHELL GRAFF, Kitsap Community Resources  
Employment & Training Division Director

JULIE HATCH, Branch Manager  
Sound Community Bank

SARA HATFIELD, CTE Director  
South Kitsap School District

NEAL HOLM, IBEW Local 46  
Electrician and membership Development

BRIAN KUH, Deputy Director  
Team Jefferson

HEIDI LAMPRECHT, Co-Founder  
Paella House

GINA LINDAL, Administrator  
CSO, DSHS

GREG LYNCH, Superintendent  
Olympic Edu. Service Dist. #114

COLLEEN MCALEER, Director  
Clallam Economic Development Corp.

CHUCK MOE, Field Representative  
Laborers Local 252

GILLIAN NIUMAN, Human Resources  
Town and Country Markets

VACANT, Jamestown S'Klallam Tribe  
Higher Education and Professional Development  
Coordinator

ANNA REYES POTTS, General Manager  
TMF Inc.

LEANNE RAINES, Supervisor  
Dept. of Vocational Rehabilitation

JEFF RANDAL, Board of Commissioners  
Jefferson County Public Utility District

LUKE ROBINS, PhD, President  
Peninsula College

DANNY STEIGER, CEO  
Angles Mill Works and Lumber Traders

MATT WHEELUS, Chief Operating Officer  
Harrison Hospital

**OLYMPIC WORKFORCE DEVELOPMENT COUNCIL (OWDC)  
EXECUTIVE COMMITTEE SUMMARY  
January 14, 2020**

**ATTENDANCE:** Felix Vicino, Jessica Barr, Mike Robinson, Dave McMahan, Marilyn Hoppen  
Staff: Doug Washburn, Elizabeth Court, Alissa Durkin, Luci Bench

The Olympic Workforce Development Council's (OWDC) Executive Committee meeting was held on Tuesday, January 14, 2020 via Go-To Meeting.

**APPROVAL OF SUMMARY**

The Executive Committee's Meeting Agenda was approved as follows:

**ACTION: Dave McMahan moved to approve the Agenda as presented. Motion was seconded by Marilyn Hoppen. Motion carried unanimously.**

The Executive Committee's Meeting Minutes approved as follows:

**ACTION: Dave McMahan moved to approve the October 8, 2019 Executive Committee Minutes. Motion was seconded by Marilyn Hoppen. Motion carried unanimously.**

**ACTION**

**February 11<sup>th</sup> OWDC Meeting Agenda Items**

The Executive Committee discussed the February 11<sup>th</sup> OWDC meeting and the following items to include on the agenda.

- Olympic Education Services District #114 receiving the Career Connect WA intermediary grant. OESD #114 discussing the 2 new hires along with the Maritime and Construction sector work.
- Betsy Davis-Director of NW School of Wooden Boatbuilding to discuss the maritime courses.
- 2020 Election year and have a representative (Rosa McLeod, Garrett Summers and members of Representative Derek Kilmer) at the February, May and September OWDC meeting to discuss hot-topics of the election.
- HealthCare courses Olympic College is looking into adding.
- Workforce needs at Keyport naval base.
- EO Updates



- Advanced Manufacturing

### **5-Year Plan Review Team**

Elizabeth Court and Alissa Durkin are working on completing the Olympic Consortium 2020-2024 Local Strategic Plan. A draft will be completed by the February 11<sup>th</sup> OWDC meeting and would like to have a group of 4-5 main OWDC members to review the document before being presented to the Olympic Consortium Board. Individuals selected to review the first draft are: Aschlee Drescher, Monica Blackwood, Marilyn Hoppen and possibly John Powers and Kathy Cocus.

## **UPDATES**

### **2020 Request for Proposals**

The Olympic Consortium will be receiving the 2020 formula money for Adult, Dislocated Worker and Youth around June 2020, therefore we are in the process of completing the Request for Proposal for a bidding process by an agency or company interested in procurement of providing WIOA services and receiving a percentage of the funding. The Olympic Consortium hopes to have the RFP packets complete and published by February 4<sup>th</sup> and contract awards by end of April. The new program year begins July 1, 2020.

### **State Monitoring**

The state monitors will be onsite the week of February 3<sup>rd</sup> for monitoring of PY19 Administrative/Fiscal and participant files for Adult, Dislocated Workers and Youth programs. The state sent the PY19 On-site Monitoring checklist which has been completed and returned. We foresee no issues with the monitoring.

### **Internal Monitoring**

Luci Bench, Program Analyst, completed an internal monitoring for PY18 (July 1, 2018 – June 30, 2019) on the Adult, DW and Youth programs. There were 69 files monitored. Agencies were notified of any errors and corrections have been made. The ESD WIOA staff received training catered to the errors made by their staff.

### **EO Training & EO Monitoring**

Alissa Durkin, Program Supervisor, received her formal Local EO training with State EO Officer Teresa Eckstein January 7-8<sup>th</sup>. The State EO team will be

conducting an EO Monitoring of the Olympic Consortium region September 28-30<sup>th</sup>.

### **Sector Work Updates**

Sector work is going well. Luci Bench and Alissa Durkin have joined advisory committee's at Olympic College. Luci has joined the manufacturing committee and Alissa has joined the Human Services committee. Elizabeth is active with the Maritime leadership team.

### **Council Members, New and Resignations**

Lisa H. resigned. New members are Melisa Phippen-Suquamish Tribe, Sara Hatfield-K-12, Michell Graff-Kitsap Community Resources, and Kareen Borders-member at large. We are looking for Clallam and Kitsap business members.

### **Performance Report**

PY19 Quarter 1 Jefferson County is making huge gains across the board. Jefferson has addressed the corrective action plan and the report is indicating good performance.

### **Quarterly Data**

PY19 Quarter 1 shows a large increase in self-service. The report continues to show low unemployment rates but continues to be on track for participants.

### **Worksource Location and Moves**

- Jefferson Location-looking into the Subway located on Water St.
- Clallam Location-ESD has extended the market search to the west side of Sequim (East of Port Angeles). More conversations to be discussed. There is the option to extend the current lease (expires December 31, 2020) while still performing market search.
- Kitsap Location-Moving forward with the move in date of April 1, 2020. Contract with internet provider is causing a snag but 90% confident this issue will not cause a delay to the move in date.

### **ADJOURN**

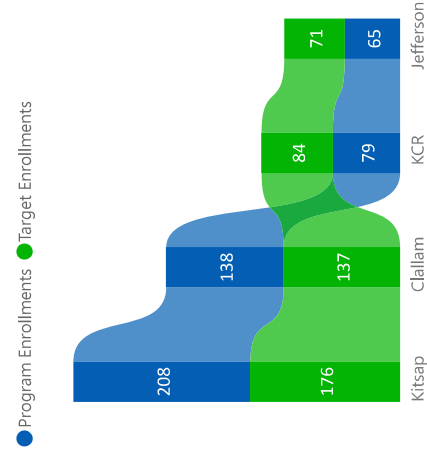
There being no further business to come before the committee, the meeting was adjourned at 10:49am.

**Next Meeting:** April 14, 2020, Jefferson County 1<sup>st</sup>/floor conference room 1820 Jefferson St. Port Townsend.

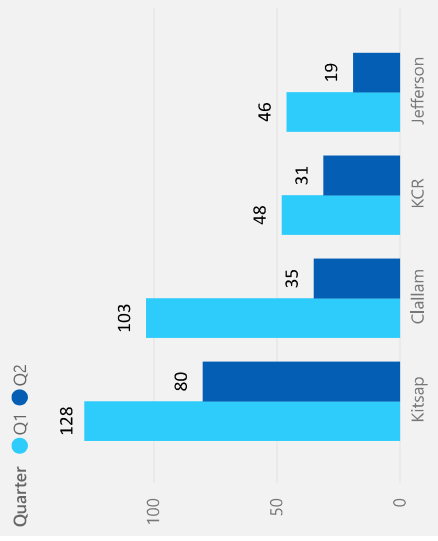
## Final PY19 Performance Report (July 1, 2019 - June 31, 2020)

Office	Program	Program Enrollments	Current	Target Enrollments	PE %age	Exits	Target Exits	Exit %age	Place ments	Target Place ments	Placement Rate	Placements %age	Actual Expenditures	Target Expenditures	Expenditures %age
Clallam	Adult	51	41	50	102.00%	10	23	43.48%	8	18	80.00%	44.44%	94,379	98,246	96.06%
Clallam	Dislocated Worker	45	23	46	97.83%	22	24	91.67%	19	20	86.36%	95.00%	82,396	100,189	82.24%
Clallam	Youth	42	36	41	102.44%	6	6	100.00%	6	3	100.00%	200.00%	103,478	105,307	98.26%
Jefferson	Adult	30	19	32	93.75%	11	12	91.67%	9	9	81.82%	100.00%	29,272	37,750	77.54%
Jefferson	Dislocated Worker	21	11	25	84.00%	10	10	100.00%	9	8	90.00%	112.50%	30,914	37,830	81.72%
Jefferson	Youth	14	12	14	100.00%	2	2	100.00%	2	1	100.00%	200.00%	24,532	33,647	72.91%
KCR	Adult	54	21	60	90.00%	33	29	113.79%	25	23	75.76%	108.70%	75,884	107,852	70.36%
KCR	Dislocated Worker	25	12	24	104.17%	13	13	100.00%	12	10	92.31%	120.00%	30,174	40,086	75.27%
Kitsap	Adult	56	35	44	127.27%	21	23	91.30%	19	20	90.48%	95.00%	74,493	105,678	70.49%
Kitsap	Dislocated Worker	76	52	60	126.67%	24	25	96.00%	23	21	95.83%	109.52%	80,959	93,436	86.65%
Kitsap	Youth	76	55	72	105.56%	21	8	262.50%	18	4	85.71%	450.00%	155,380	197,118	78.83%
<b>Totals</b>		<b>490</b>	<b>317</b>	<b>468</b>	<b>104.70%</b>	<b>173</b>	<b>175</b>	<b>98.86%</b>	<b>150</b>	<b>137</b>	<b>86.71%</b>	<b>109.49%</b>	<b>781,861</b>	<b>957,139</b>	<b>81.69%</b>

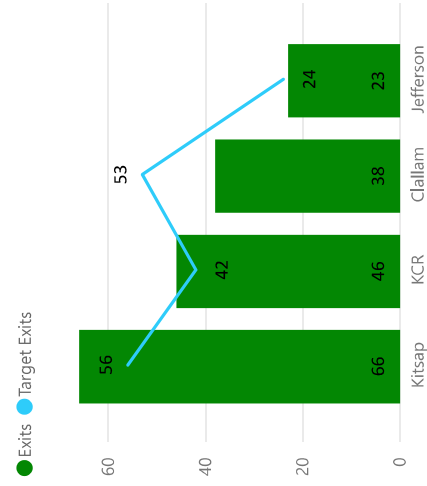
Enrollments & Target by Area



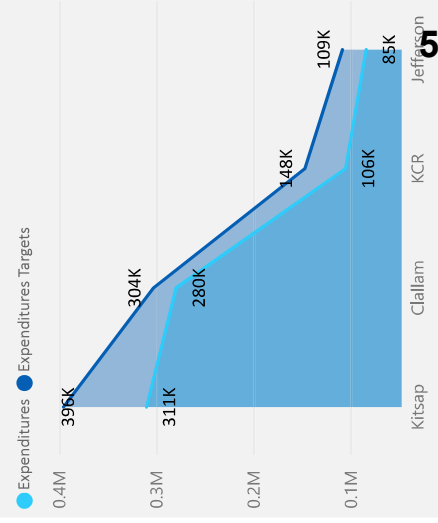
Enrollments by Quarter



Exits & Targets by Area



Expenditures & Targets



## Adult

WDA	Actual Emp After 2nd Qtr	Target Emp After 2nd Qtr	Achieved Emp After 2nd Qtr	Actual Emp After 4th Qtr	Target Emp After 4th Qtr	Achieved Emp 4th Qtr	Credential Attainment	Target Credential Attainment	Credential Achieved	Actual Median Earnings 2nd Qtr	Target Median Earnings 2nd Qtr	Median Earnings 2nd Qtr Achieved
Olympic	64.10%	66.10%	96.97%	63.50%	65.40%	97.09%	63.00%	61.40%	102.61%	\$7,687	\$5,490	102.61%
Statewide	66.60%	73.00%	91.23%	66.80%	72.20%	92.52%	67.60%	61.40%	110.10%	\$8,472	\$6,200	110.10%

## Dislocated Worker

WDA	Actual Emp After 2nd Qtr	Target Emp After 2nd Qtr	Emp Achieved 2nd Qtr	Actual Emp After 4th Qtr	Target Emp After 4th Qtr	Emp Achieved 4th Qtr	Credential Attainment	Target Credential Attainment	Credentials Achieved	Median Earnings 2nd Qtr	Target Median Earn 2nd Qtr	Median Earnings Achieved
Olympic	64.00%	78.70%	81.32%	65.70%	75.40%	87.14%	60.20%	64.80%	92.90%	\$8,244	\$4,796	171.89%
Statewide	70.70%	78.40%	90.18%	72.80%	75.10%	96.94%	72.90%	64.80%	112.50%	\$10,235	\$8,150	125.58%

## Youth

WDA	Actual Emp 2nd Qtr	Target Emp 2nd Qtr	Achieved Emp 2nd Qtr	Actual Emp 4th Qtr	Target Emp 4th Qtr	Achieved Emp 4th Qtr	Target Emp 4th Qtr	AchievedEmp 4th Qtr	Actual Credential Earned	Target Credential Earned	Achieved Credential Earned
Olympic	55.00%	62.80%	62.80%	54.10%	59.20%	54.10%	59.20%	91.39%	83.30%	51.70%	161.12%
Statewide	61.80%	63.00%	63.00%	63.20%	59.40%	63.20%	59.40%	106.40%	67.20%	51.70%	129.98%

## Wagner - Peyser

WDA	Actual Emp After 2nd Qtr	Target Emp After 2nd Qtr	Achieved Emp After 2nd Qtr	Actual Emp After 4th Qtr	Target Emp After 4th Qtr	Achieved Emp After 4th Qtr	Target Emp After 4th Qtr	Achieved Emp After 4th Qtr	Median Earnings 2nd Qtr After Exit	Target Median Earnings 2nd Qtr	Achieved Median Earnings 2nd Qtr
Olympic	63.70%	68.00%	68.00%	62.00%	67.00%	62.00%	67.00%	92.54%	\$6,460	\$6,900	93.62%
Statewide	66.80%	68.00%	68.00%	65.30%	67.00%	65.30%	67.00%	97.46%	\$7,327	\$6,900	106.19%

Numbers are Rolling Quarters PY19 Q2 Data retrieved from ESD Labor Market Info., WIOA Quarter Performance Reports (QPR's). 03/26/2020

(Attachment 15.a)

### Rapid Response Increased Employment

Office	Program Enrollments	Current	Target Enrollments	PE %age	Exits	Target Exits	Exits %age	Place ments	Target Place ments	Placement %age	Expendit ures	Target Expendit ures	Expenditure %age
Clallam	2	2	5	◆ 40.00%		3			2			13,980	
Jefferson	1	1	3	◆ 33.33%		2			1			9,228	
KCR	15	8	12	● 125.00%	7	7	● 100.00%	6	6	● 100.00%	23,590	23,692	● 99.57%
Kitsap	8	7	10	◆ 80.00%	1	7	◆ 14.29%	1	6	◆ 16.67%		32,278	
<b>Total</b>	<b>26</b>	<b>18</b>	<b>30</b>	<b>86.67%</b>	<b>8</b>	<b>19</b>	<b>42.11%</b>	<b>7</b>	<b>15</b>	<b>46.67%</b>	<b>23,590</b>	<b>79,178</b>	<b>29.79%</b>

### Dislocated Worker + Increased Employment

Office	Program Enrollments	Current	Target Enrollments	PE %age	Exits	Target Exits	Exits %age	Place ments	Target Place ments	Placement %age	Expendit ures	Target Expendit ures	Expenditure %age
Clallam			2			1			1			8,908	
Jefferson			2			1			1			6,006	
KCR			4			1			1			10,869	
Kitsap	1	1	3	◆ 33.33%		2			2			17,430	
<b>Total</b>	<b>1</b>	<b>1</b>	<b>11</b>	<b>9.09%</b>		<b>5</b>			<b>5</b>			<b>43,213</b>	

# Washington State WorkSource System Performance Dashboard

Seekers served
Employers served
Exits & Wages
Definitions

### Service Location

WDA 01 - Olympic

### Time Frame

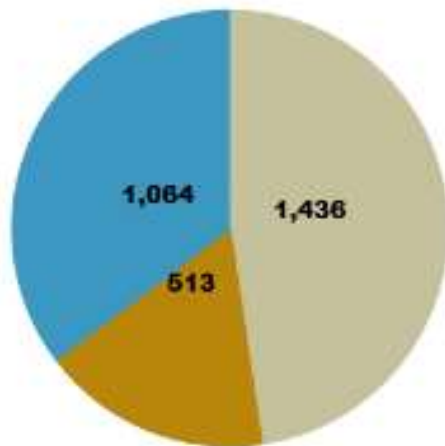
Single-quarter

PY 2019 Q3 (Jan - Mar 2020)

Data prior to the beginning of FY16Q1 (July 1, 2016) is not reflected in this dashboard. Therefore, the first quarter with complete rolling 4-quarter data is FY2016 Q4 (the quarter ending on June 30, 2017).

## Total seekers 3,013

- Self served only
- Both types of service
- Staff assisted only



## All seekers served

Self-service customers	1,949
Staff-assisted customers	1,577

Self served only	47.66%	1,436
Both types of service	17.03%	513
Staff assisted only	35.31%	1,064

### New to WorkSource?

New	38.80%	1,169
Returning	61.20%	1,844

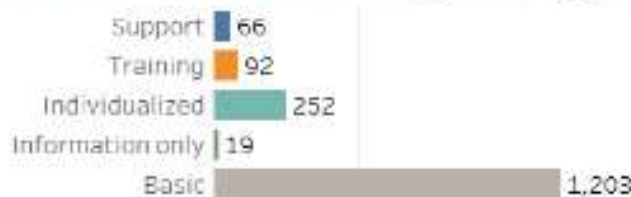
### WorkSourceWA job applicants

Seekers with job applications	591
-------------------------------	-----

## Seekers served by program enrollment

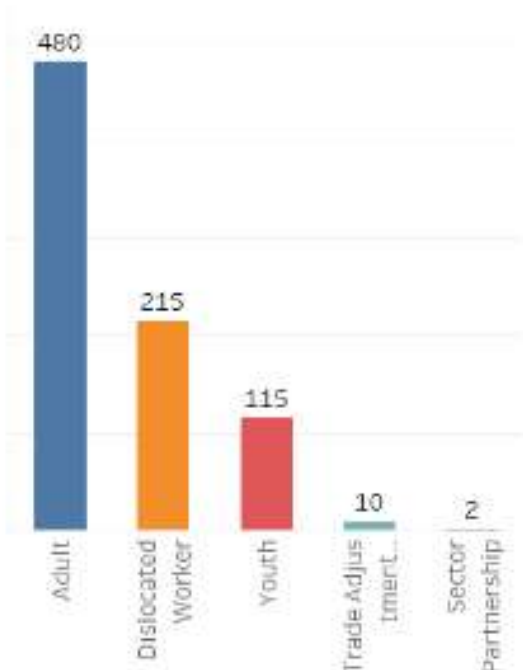
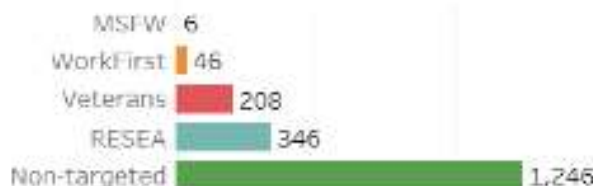
Staff-assisted seeker counts by service location, regardless of enrollment location

### Staff assisted seekers served by service type\*



\*Information only and support services do not trigger or extend participation.

### Staff assisted seekers by cohort



Data last refreshed: 3/23/2020 3:35:15 PM

# Washington State WorkSource

## System Performance Dashboard



### Location

WDA 01 - Olympic

### Time Frame

Single-quarter

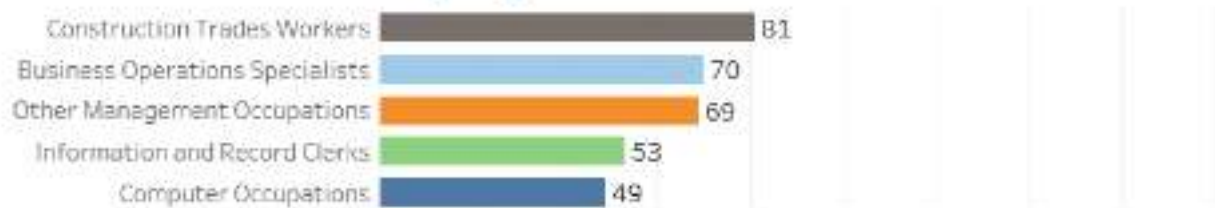
PY 2019 Q3 (Jan - Mar 2020)

## Employers using WorkSource

Employers	228
Job orders	1,108

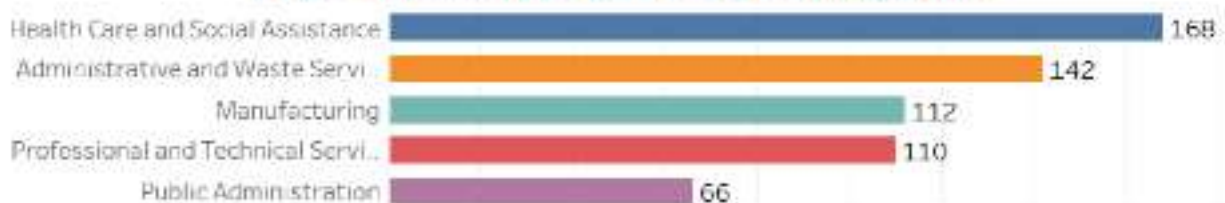
Employers receiving staff-assisted services	60
---	----

## Top 5 jobs in demand



Number of job postings by 3-digit ONET

## Top 5 industry sectors posting jobs



Number of job postings by 2-digit NAICS

# Washington State WorkSource System Performance Dashboard

Seekers served
Employers served
**Exits & Wages**
Definitions

### Location

WDA01 - Olympic

### Program

- All Title I participants
- WIOA Adult
- WIOA Dislocated Worker
- WIOA Youth
- Wagner Peyser
- All WorkSource customers

These exit proxies are intended to help track potential WorkSource outcomes, are not intended to replace official federal outcomes, and may not accurately reproduce official federal outcomes.

**Employments data are delayed.**  
 Employments are based on wages received the second quarter after a person exits (final service date with no more services planned).  
 Wage data come in about 45 days after the quarter ends.

*Example: if the final service is on January 3 (exit date), exit is the quarter of Jan-Mar, and the quarter to check for wages is Jul-Sept. Wages for this quarter would be reported by November 15 (approximately 11.5 months from Exit date).*

### Exits (by Calendar Year) WDA 01 - Olympic: All Title I participants



### Employments (by Calendar Year): select an outcome measure\*

All exit quarters, 2 Q after exit






\* Low exiter and employment counts are suppressed to protect confidentiality. If the number of exitters or employments meets suppression conditions, the value will appear as "0".

Data last refreshed: 3/23/2020 3:35:15 PM

Employment Security Department is an equal opportunity employer/program. Auxiliary aids and services are available upon request to individuals with disabilities. Language assistance services for limited English proficient individuals are available free of charge. Washington Relay Service: 711.



<b>Olympic Consortium Board Meeting (3rd Fridays)</b>		10 a.m. to 12:00 p.m.	
<b>Olympic Consortium Board Meeting (3rd Fridays)</b>		10 a.m. to 12:00 p.m.	Go-to-Meeting
<b>Exec OWDC Meeting (2nd Tuesdays)</b>		10 a.m. to 12:00 p.m.	Jan and July go to meeting
<b>OWDC Full Meeting (2nd Tuesdays)</b>		9:00 a.m. to 1:30 p.m.	

# 2020

January						
Su	Mo	Tu	We	Th	Fr	Sa
			1	2	3	4
5	6	7	8	9	10	11
12	13	14	15	16	17	18
19	20	21	22	23	24	25
26	27	28	29	30	31	

April						
Su	Mo	Tu	We	Th	Fr	Sa
			1	2	3	4
5	6	7	8	9	10	11
12	13	14	15	16	17	18
19	20	21	22	23	24	25
26	27	28	29	30		

July						
Su	Mo	Tu	We	Th	Fr	Sa
			1	2	3	4
5	6	7	8	9	10	11
12	13	14	15	16	17	18
19	20	21	22	23	24	25
26	27	28	29	30	31	

October						
Su	Mo	Tu	We	Th	Fr	Sa
				1	2	3
4	5	6	7	8	9	10
11	12	13	14	15	16	17
18	19	20	21	22	23	24
25	26	27	28	29	30	31

February						
Su	Mo	Tu	We	Th	Fr	Sa
						1
2	3	4	5	6	7	8
9	10	11	12	13	14	15
16	17	18	19	20	21	22
23	24	25	26	27	28	29

May						
Su	Mo	Tu	We	Th	Fr	Sa
					1	2
3	4	5	6	7	8	9
10	11	12	13	14	15	16
17	18	19	20	21	22	23
24	25	26	27	28	29	30
31						

August						
Su	Mo	Tu	We	Th	Fr	Sa
						1
2	3	4	5	6	7	8
9	10	11	12	13	14	15
16	17	18	19	20	21	22
23	24	25	26	27	28	29
30	31					

November						
Su	Mo	Tu	We	Th	Fr	Sa
1	2	3	4	5	6	7
8	9	10	11	12	13	14
15	16	17	18	19	20	21
22	23	24	25	26	27	28
29	30					

March						
Su	Mo	Tu	We	Th	Fr	Sa
1	2	3	4	5	6	7
8	9	10	11	12	13	14
15	16	17	18	19	20	21
22	23	24	25	26	27	28
29	30	31				

June						
Su	Mo	Tu	We	Th	Fr	Sa
	1	2	3	4	5	6
7	8	9	10	11	12	13
14	15	16	17	18	19	20
21	22	23	24	25	26	27
28	29	30				

September						
Su	Mo	Tu	We	Th	Fr	Sa
		1	2	3	4	5
6	7	8	9	10	11	12
13	14	15	16	17	18	19
20	21	22	23	24	25	26
27	28	29	30			

December						
Su	Mo	Tu	We	Th	Fr	Sa
		1	2	3	4	5
6	7	8	9	10	11	12
13	14	15	16	17	18	19
20	21	22	23	24	25	26
27	28	29	30	31		



## OLYMPIC WORKFORCE DEVELOPMENT COUNCIL Serving Clallam, Jefferson, and Kitsap Counties

### OWDC Executive Committee Meeting

Tuesday, July 14, 2020

10:00 a.m. – 12:00 noon

Location: Zoom Meeting -<https://zoom.us/j/98625182487> or  
One tap mobile +12532158782,,98625182487# US

## AGENDA

### Action Items

1. Call to Order
2. Approval of Agenda
3. Approval of Meeting Minutes from April 14, 2020 (Attachment 3.a) pg. 2

### Updates and Discussion

4. 5-Year Plan Acknowledgment Letter (Attachment 4.a) pg. 7
5. Internal Monitoring
6. EO Monitoring, EO Training
7. Council Member - New
8. PY19 Q3 Primary Indicators (Attachment 8.a) pg. 9
9. PY19 Q4 Preliminary Formula Performance Report (Attachment 9.a) pg. 10
10. PY19 Q4 RRIE Performance Report (Attachment 10.a) pg. 11
11. WIOA System Performance Dashboard PY19 Q3 (Attachment 11.a) pg. 12
12. WorkSource Location and Moves
13. 2020 Calendar (Attachment 13.a) pg. 15

**Next Meeting – October 13, 2020**

Format TBA

#### EXECUTIVE COMMITTEE

CHAIR- MARILYN HOPPEN, SVP Human Resources,  
Kitsap Bank

VICE CHAIR, JULIE HATCH, Manager  
Kitsap Bank

JESSICA BARR, Regional Director  
Washington State Employment Security Dept.

MONICA BLACKWOOD, President  
WestSound Workforce

ROBIN HAKE, HR Director  
City of Port Townsend

DAVID MCMAHAN, Vice President  
Olympic Labor Council

JOHN POWERS, Executive Director  
Kitsap Economic Development Alliance

#### COUNCIL MEMBERS

NICOLE BRICKMAN, HR Manager  
Skookum Contract Services

JEFF CARTWRIGHT, Director HR  
Kitsap Transit (Ex Officio)

MARTY CAVALLUZZI, President  
Olympic College

RANDY COLSON, Manager  
General Dynamics

ASCHLEE DRESCHER, Human Resources  
The Veterans Administration (Ex Officio)

LISA DONLON, General Manager  
Windermere Commercial

GREG DRONKERT, President  
Pacific Mobility Group, Inc.

CORDI FITZPATRICK, Human Resources Mgr.  
Port Townsend Paper Corporation

KEVIN GALLACCI, General Systems Manager  
Clallam Transit Systems (Ex Officio)

MICHELL GRAFF, Kitsap Community Resources  
Employment & Training Division Director

SARA HATFIELD, CTE Director  
South Kitsap School District (Ex Officio)

NEAL HOLM, IBEW Local 46  
Electrician and membership Development

PETER JOHNSON, Human Resourced Director  
McKinley Paper Corporation

BRIAN KUH, Deputy Director  
Team Jefferson (Ex Officio)

HEIDI LAMPRECHT, Co-Founder  
Paella House

GINA LINDAL, Administrator  
CSO, DSHS

GREG LYNCH, Superintendent  
Olympic Edu. Service Dist. #114

COLLEEN MCALEER, Director  
Clallam Economic Development Corp.

CHUCK MOE, Field Representative  
Laborers Local 252

GILLIAN NIUMAN, Human Resources  
Town and Country Markets

MELISSA PIPPEN, Jamestown S'Klallam Tribe  
Higher Education and Professional Development  
Coordinator

LEANNE RAINES, Supervisor  
Dept. of Vocational Rehabilitation

JEFF RANDAL, Board of Commissioners  
Jefferson County Public Utility District

LUKE ROBINS, PhD, President  
Peninsula College

DANNY STEIGER, CEO  
Angles Mill Works and Lumber Traders

MATT WHEELUS, Chief Operating Officer  
Harrison Hospital

**OLYMPIC WORKFORCE DEVELOPMENT COUNCIL (OWDC)  
EXECUTIVE COMMITTEE SUMMARY  
April 14, 2020**

**ATTENDANCE:** Felix Vicino, Aschlee Drescher, Dave McMahan, Marilyn Hoppen, Robin Hake, John Powers, Monica Blackwood, Jessica Barr

Staff: Doug Washburn, Elizabeth Court, Alissa Durkin, Luci Bench

The Olympic Workforce Development Council's (OWDC) Executive Committee meeting was held on Tuesday, April 14, 2020 via Zoom.

**APPROVAL OF SUMMARY**

The Executive Committee's Meeting Agenda was approved as follows:

**ACTION: Marilyn Hoppen moved to approve the Agenda as presented. Motion was seconded by Monica Blackwood. Motion carried unanimously.**

The Executive Committee's Meeting Minutes approved as follows:

**ACTION: Dave McMahan moved to approve the January 14, 2020 Executive Committee Minutes. Motion was seconded by Marilyn Hoppen. Motion carried unanimously.**

**ACTION ITEMS**

**Chair**

Felix Vicino retired from Port Townsend Paper on April 1<sup>st</sup> and officially resigns from Chair on the OWDC Executive Committee. Marilyn Hoppen steps in as interim until the formal vote of nominee Courtney Fitzpatrick at the OWDC meeting in May.

**RFP's**

All but two members have voted and scored the applicants for the PY20 formula funding of Adult, Dislocated Worker and Youth programs. Elizabeth Court will announce the final scores for each applicant by close of business on Wednesday, April 15<sup>th</sup>.

**May 12<sup>th</sup> OWDC meeting topics**

The OWDC Executive Committee voted unanimously to hold the May 12<sup>th</sup> OWDC meeting as a Zoom instead of in-person given the current state of COVID-19.

Topics for the May 12<sup>th</sup> meeting included:

- Economic Impact of COVID-19 with emphasis on the Peninsula.
- The 3-Counties increase in UI claims.
- Policy and Procedure updates from Employment Security Department regarding virtual enrollments and eligibility.
- Small Business Administration loans-COVID-19 relief options.
- The options that are available for employers and employees during this unprecedented time.

## **UPDATES**

### **Rapid Response Additional Assistance**

For the past several years, Rapid Response Additional Assistance (RRAA) was not needed therefore additional funds from DOL were released through Increase Employment contracts. Due to the unprecedented challenge we are facing, Employment Security Department is releasing some of the RRAA reserve-\$465,672 and distributing amongst the 12 regions. The Olympic Consortium will receive \$22,204.00 in RRAA funding.

### **5-Year Plan Review**

The 5-Year Plan is currently being reviewed by the 3-County Commissioners for input.

### **YouthBuild Kitsap Partners**

Jeff Allen, OESD#114, hosted the YouthBuild Kitsap Partner meeting to give the community insight to the Objective, the YouthBuild model, and Goals for the YouthBuild program.

- *OBJECTIVE*- To strengthen the capacity and cohesiveness of YouthBuild Kitsap and to provide a meaningful pathway for youth in the community.
- *YOUTHBUILD MODEL*
  - 50% Education
    - Partnership with open doors
    - GED/HSD preparation
    - College readiness
    - Career Exploration
  - 40% Construction

- On-Site Training
  - Industry Certification
  - Vocational Skills and Education
  - Pre-Apprenticeships
- 10% Leadership Development
  - Decision Making
  - Group Facilitation
  - Leadership roles
  - Public Speaking
  - Negotiations
- GOALS FOR YOUTHBUILD
  - Lengthen program from 6 month to 9-12 months
  - Increase age from 16-2 to 16-24
  - Make the program more Construction+ (include Healthcare, IT and Marketing.)
  - Have the program graduates return as mentors to the new applicants.
  - Engage youth's input and voice.
  - Meet industry needs and develop solid career pathways.
  - Have career development occurring in the classrooms.
  - Increase funding
  - Collaboration with local schools

### **Internal Monitoring**

Luci Bench, OWDC Program Analyst, completed the state monitors corrective action plan which stated the Local WDC complete a full monitoring of all Dislocated Worker and Rapid Response Increase Employment files that had WIOA training funds issued. All questionable costs were resolved with proper documentation.

### **EO Training**

Teresa Eckstein, State EO Officer, and her team are offering weekly virtual EO Trainings to new employees. If there is room after new employees have been accommodated it is open to anyone who would like a refresher.

Language Line link is available to all partners not just Worksource. This will be vital in ensuring equal access to all.

Virtual Taskforce has been established with ESD leaders/WWA and Local WDB to develop guidance on providing service virtually while ensuring equal access.

### **New Council Members**

Gillian Gillman-Town and Country Markets and Lisa Donlon-GM Windermere Commercial Kitsap will be joining the council.

The OWDC is looking for council members from businesses in Clallam and Jefferson Counties. It was recommended Elizabeth Court contact McKinley paper mill in Port Angeles.

### **Quarterly Data**

PY19 Q2-agencies are having a difficult time with expenditures but we are looking to a drastic change with Q4 and the impact of COVID-19.

The Department of Labor and State will not waive any of the performance requirements but will consider the impact COVID-19 has had on meeting the performance measures.

Rapid Response Increased Employment has had a rough start with delay of contract routing but with the new policies in place; we will see it has an impact on how we assist participants during this time and expenditures will significantly increase.

Overall, the Olympic Consortium is doing well and exceeding the goals set for the

### **Worksource Location and Moves**

- Jefferson Location-Closed the Worksource location and staff are in the process of being relocated.
- Clallam Location-ESD is in discussions with the leaser to extend the Armory Square contract by two years. A location in Sequim has been determined and ESD is working with the owner regarding relocating the businesses currently occupying the spaces.
- Kitsap Location-The move in date will be May 18<sup>th</sup>. It is with a heavy heart the Worksource in Bremerton will not re-open. Crates for work items and boxes for personal items have been dropped off at the Worksource Bremerton office. Staff will go in one at a time to pack up their belongings. Mike Robinson has done a wonderful job taking lead on the relocation.

### **GOOD OF THE ORDER**

- Mike Robinson has been named Administrator for Worksource Clallam, Jefferson and Kitsap Counties.
- Stay Healthy and Safe. Wash your Hands!!
- Congratulations Felix on your retirement.

**ADJOURN**

There being no further business to come before the committee, the meeting was adjourned at 10:50am.

**Next Meeting:** July 14, 2020, Zoom



STATE OF WASHINGTON

**WORKFORCE TRAINING AND EDUCATION COORDINATING BOARD**128 – 10<sup>th</sup> Avenue, S.W. • PO Box 43105 • Olympia, WA 98504-3105Phone: (360) 709-4600 • Fax: (360) 586-5862 • Web: [www.wtb.wa.gov](http://www.wtb.wa.gov) • Email: [workforce@wtb.wa.gov](mailto:workforce@wtb.wa.gov)

May 12, 2020

Elizabeth Court  
Director  
Olympic Consortium Workforce Development Area  
614 Division Street, MS-23  
Port Orchard, WA 98366

*RE: Submission of the Olympic Consortium Workforce Development Area's 2020-2023 Local Plan*

Dear Director Court:

Thank you for your timely submission of Olympic Consortium Workforce Development Area's Local Plan for Program Years 2020-2023. We congratulate you, your Board, and your partners for having completed your local planning process and look forward to reviewing your plan in the near future.

Initially, the state Workforce Board anticipated that all local workforce council plans would be submitted on April 15, 2020 and that a review process would be concluded by June 30, 2020. Due to the ongoing COVID-19 pandemic, the state Workforce Board elected to postpone the review process for local plans until further notice. The federal Workforce Innovation and Opportunity Act (WIOA) does not require specific deliverable timeframes for local plans, leaving the scheduling to states. However, the law requires that each local board have an approved plan in order to receive formula WIOA funds. The Employment Security Department intends to provide local boards flexibility during the COVID-19 pandemic by making WIOA formula funds available prior to official review by the Workforce Board. To do so, they are requesting local boards submit the following:

1. Identification of the local entity responsible for disbursement of the grant funds per WIOA Section 108(b)(15);
2. Description of the competitive process to be used to award the subgrants and contracts to carry out local WIOA Title I activities per WIOA Section 108(b)(16), including Local Workforce Development Board (LWDB) requests for waivers to provide direct services per WIOA Title I Policy 5404; and
3. A set of assurances regarding administration of funds signed by chief local elected official and board chair.

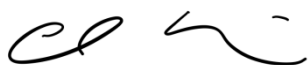
We acknowledge that your local plan submission contains several of the above requested updated elements. ESD staff will be in contact with you in May to complete contracting for PY20 WIOA funds, the date dependent on how soon the U.S. Department of Labor provides the state with our annual



allocation. Subsequently, Workforce Board and ESD staff will develop new planning guidelines and submission dates over the summer. The Workforce Board is aiming for a local plan approval process in late summer or early fall but will also consider the trajectory of the COVID-19 pandemic and the impact on local agencies to establish the later submission date.

If you have any questions about the process for finalizing state approval of your local plan, please contact the Workforce Board's Deputy Director for Policy and Programs, Eric Wolf ([eric.wolf@wtb.wa.gov](mailto:eric.wolf@wtb.wa.gov)). You may direct questions your questions regarding your PY20 WIOA Formula grants to Shalina Latiff at Employment Security ([slatiff@esd.wa.gov](mailto:slatiff@esd.wa.gov)).

Sincerely,

A handwritten signature in black ink, appearing to read 'Eleni Papadakis', with a stylized flourish at the end.

Eleni Papadakis, Executive Director  
Workforce Training and Education Coordinating Board

## Adult

WDA	Actual Emp After 2nd Qtr	Target Emp After 2nd Qtr	Achieved Emp After 2nd Qtr	Actual Emp After 4th Qtr	Target After 4th Qtr	Achieved Emp 4th Qtr	Credential Attainment	Target Credential Attainment	Credential Achieved	Actual Median Earnings 2nd Qtr	Target Median Earnings 2nd Qtr	Median Earnings 2nd Qtr Achieved
Olympic	66.30%	66.10%	100.30%	65.20%	65.40%	99.69%	67.20%	61.40%	109.45%	\$8,018	\$5,490	109.45%
Statewide	69.10%	73.00%	94.66%	69.60%	72.20%	96.40%	66.90%	61.40%	108.96%	\$8,457	\$6,200	108.96%

## Dislocated Worker

WDA	Actual Emp After 2nd Qtr	Target Emp After 2nd Qtr	Emp Achieved 2nd Qtr	Actual Emp After 4th Qtr	Target Emp After 4th Qtr	Emp Achieved 4th Qtr	Credential Attainment	Target Credential Attainment	Credentials Achieved	Median Earnings 2nd Qtr	Target Median Earn 2nd Qtr	Median Earnings Achieved
Olympic	64.50%	78.70%	81.96%	66.30%	75.40%	87.93%	62.90%	64.80%	97.07%	\$8,603	\$4,796	179.38%
Statewide	74.30%	78.40%	94.77%	75.30%	75.10%	100.27%	74.20%	64.80%	114.51%	\$9,855	\$8,150	120.92%

## Youth

WDA	Actual Emp 2nd Qtr	Target Emp 2nd Qtr	Achieved Emp 2nd Qtr	Actual Emp 4th Qtr	Target Emp 4th Qtr	Achieved Emp 4th Qtr	Actual Credential Earned	Target Credential Earned	Achieved Credential Earned
Olympic	62.50%	62.80%	99.52%	64.10%	59.20%	108.28%	83.30%	51.70%	161.12%
Statewide	65.10%	63.00%	103.33%	67.00%	59.40%	112.79%	66.50%	51.70%	128.63%

## Wagner - Peyser

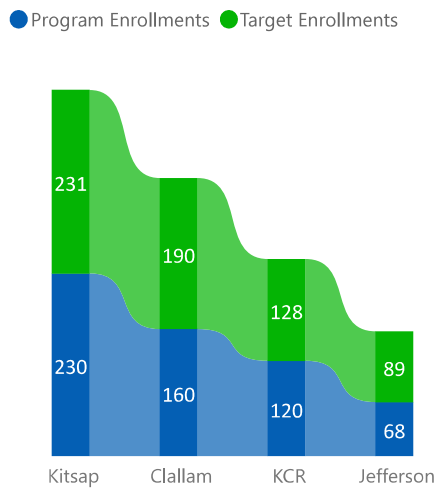
WDA	Actual Emp After 2nd Qtr	Target Emp After 2nd Qtr	Achieved Emp After 2nd Qtr	Actual Emp After 4th Qtr	Target Emp After 4th Qtr	Achieved Emp After 4th Qtr	Median Earnings 2nd Qtr After Exit	Target Median Earnings 2nd Qtr	Achieved Median Earnings 2nd Qtr
Olympic	65.60%	68.00%	96.47%	64.70%	67.00%	96.57%	\$6,589	\$6,900	95.49%
Statewide	69.70%	68.00%	102.50%	68.90%	67.00%	102.84%	\$7,556	\$6,900	109.51%

Numbers are Rolling Quarters PY19 Q3 Data retrieved from ESD Labor Market Info., WIOA Quarter Performance Reports (QPR's). 07/06/2020

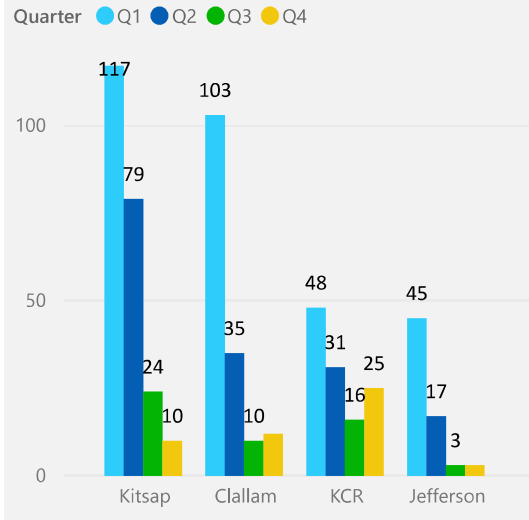
## PY19 Q4 Preliminary Performance Report (July 1, 2019 - June 30, 2020)

Office	Program	Current	Program Enrollments	Target Enrollments	PE %age	Exits	Target Exits	Exit %age	Place ments	Target Place ments	Placement Rate	Placements %age	Actual Expenditures	Target Expenditures	Expenditure s %age
Clallam	Adult	30	56	66	84.85%	26	43	60.47%	22	36	84.62%	61.11%	129,380	192,701	67.14%
Clallam	Dislocated ...	19	51	66	77.27%	32	50	64.00%	26	43	81.25%	60.47%	130,073	199,449	65.22%
Clallam	Youth	38	53	58	91.38%	15	16	93.75%	10	9	66.67%	111.11%	154,194	210,613	73.21%
Jefferson	Adult	12	32	39	82.05%	20	25	80.00%	16	22	80.00%	72.73%	58,829	78,270	75.16%
Jefferson	Dislocated ...	7	20	33	60.61%	13	21	61.90%	11	18	84.62%	61.11%	45,839	78,274	58.56%
Jefferson	Youth	11	16	17	94.12%	5	5	100.00%	4	3	80.00%	133.33%	38,595	67,293	57.35%
KCR	Adult	34	86	90	95.56%	52	50	104.00%	38	40	73.08%	95.00%	122,726	206,600	59.40%
KCR	Dislocated ...	9	34	38	89.47%	25	24	104.17%	17	20	68.00%	85.00%	45,605	79,320	57.49%
Kitsap	Adult	27	65	64	101.56%	38	42	90.48%	34	35	89.47%	97.14%	107,817	222,777	48.40%
Kitsap	Dislocated ...	29	78	75	104.00%	49	49	100.00%	44	41	89.80%	107.32%	131,459	178,341	73.71%
Kitsap	Youth	57	87	92	94.57%	30	27	111.11%	21	14	70.00%	150.00%	270,997	393,935	68.79%
<b>Totals</b>		<b>273</b>	<b>578</b>	<b>638</b>	<b>90.60%</b>	<b>305</b>	<b>352</b>	<b>86.65%</b>	<b>243</b>	<b>281</b>	<b>79.67%</b>	<b>86.48%</b>	<b>1,235,514</b>	<b>1,907,5...</b>	<b>64.77%</b>

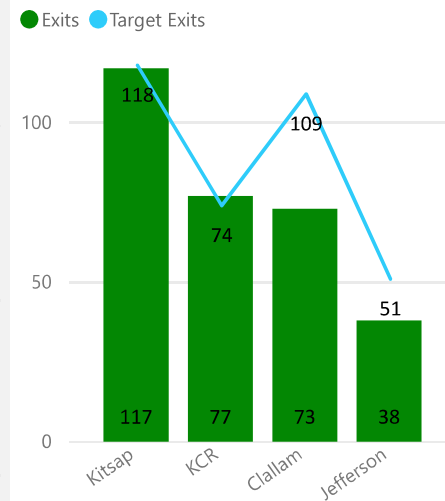
Enrollments & Target by Area



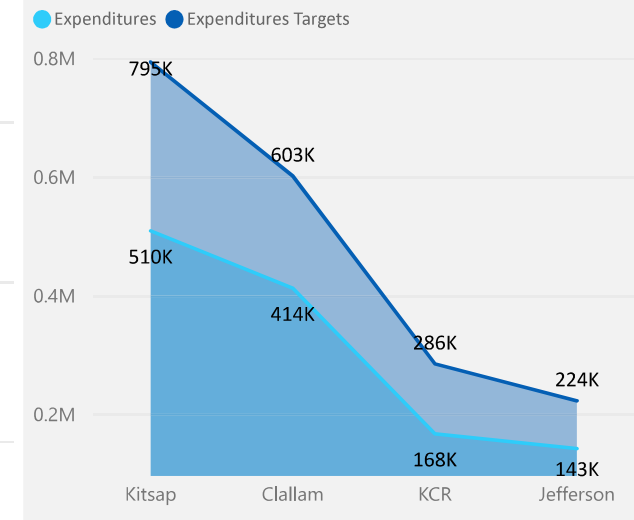
Enrollments by Quarter



Exits & Targets by Area



Expenditures & Targets



## Rapid Response Increased Employment

Office	Program Enrollments	Current	Target Enrollments	PE %age	Exits	Target Exits	Exits %age	Place ments	Target Place ments	Placement %age	Expendit ures	Target Expendit ures	Expenditure %age
Clallam	2	0	8	◆ 25.00%	2	8	◆ 25.00%	2	4	◆ 50.00%	2,330	18,640	◆ 12.50%
Jefferson	1	1	5	◆ 20.00%		5			3			12,304	
KCR	15	2	13	● 115.38%	13	13	● 100.00%	11	8	● 137.50%	22,794	31,590	◆ 72.16%
Kitsap	11	3	18	◆ 61.11%	8	18	◆ 44.44%	8	12	◆ 66.67%		43,038	
<b>Total</b>	<b>29</b>	<b>6</b>	<b>44</b>	<b>65.91%</b>	<b>23</b>	<b>44</b>	<b>52.27%</b>	<b>21</b>	<b>27</b>	<b>77.78%</b>	<b>25,124</b>	<b>105,572</b>	<b>23.80%</b>

## Dislocated Worker + Increased Employment

Office	Program Enrollments	Current	Target Enrollments	PE %age	Exits	Target Exits	Exits %age	Place ments	Target Place ments	Placement %age	Expendit ures	Target Expendit ures	Expenditure %age
Clallam			2			1			1			8,908	
Jefferson			2			1			1			6,006	
KCR			4			1			1			10,869	
Kitsap	1	1	3	◆ 33.33%		2			2		10635	17,430	◆ 61.02%
<b>Total</b>	<b>1</b>	<b>1</b>	<b>11</b>	<b>9.09%</b>		<b>5</b>			<b>5</b>		<b>10635</b>	<b>43,213</b>	<b>24.61%</b>

PY19 Q4 Preliminary Numbers 6/30/2020

Attachment 10.a

# Washington State WorkSource System Performance Dashboard

Attachment 11.a

- Seekers served
- Employers served
- Exits & Wages
- Definitions

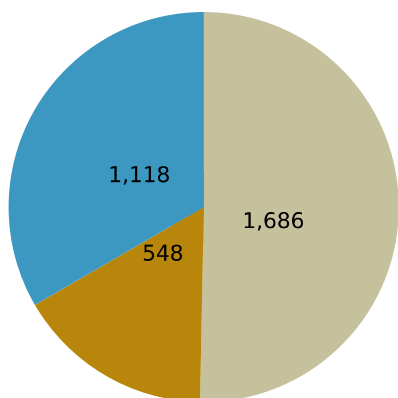
Service Location  
WDA 01 - Olympic

Time Frame  
Single-quarter  
PY 2019 Q3 (Jan - Mar 2020)

Data prior to the beginning of PY16Q1 (July 1, 2016) is not reflected in this dashboard. Therefore, the first quarter with complete rolling 4-quarter data is PY2016 Q4 (the quarter ending on June 30, 2017).

## Total seekers = 3,352

- Self served only
- Both types of service
- Staff assisted only



## All seekers served

Self-service customers	2,234
Staff-assisted customers	1,666

Self served only	50.30%	1,686
Both types of service	16.35%	548
Staff assisted only	33.35%	1,118

### New to WorkSource?

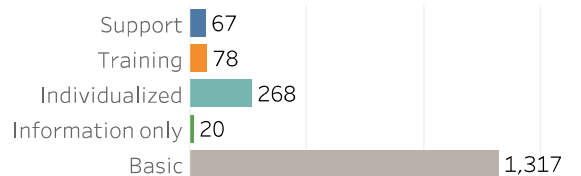
New	41.38%	1,387
Returning	58.62%	1,965

### WorkSourceWA job applicants

Seekers with job applications	668
-------------------------------	-----

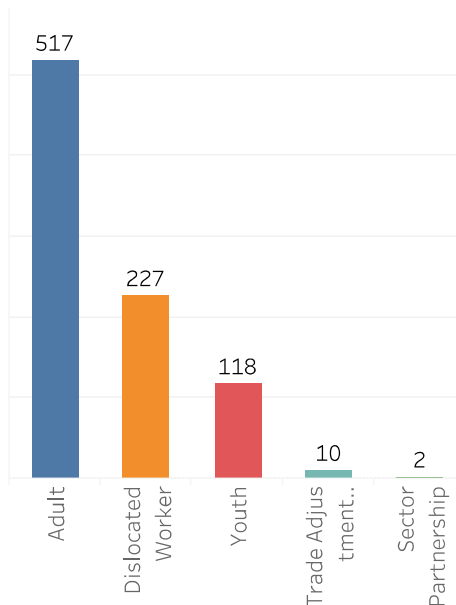
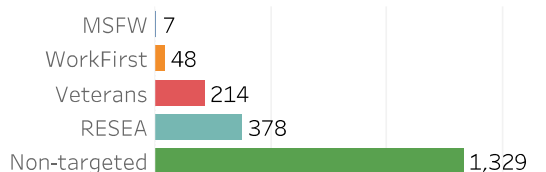
### Seekers served by program enrollment *Staff-assisted seeker counts by service location, regardless of enrollment location*

### Staff assisted seekers served by service type\*



\*Information only and support services do not trigger or extend participation.

### Staff assisted seekers by cohort



Data last refreshed: 6/11/2020 4:21:37 PM

Employment Security Department is an equal opportunity employer/program. Auxiliary aids and services are available upon request to individuals with disabilities. Language assistance services for limited English proficient individuals are available free of charge. Washington Relay Service: 711.

# Washington State WorkSource

## System Performance Dashboard

- Seekers served
- Employers served**
- Exits & Wages
- Definitions

**Location**  
WDA 01 - Olympic

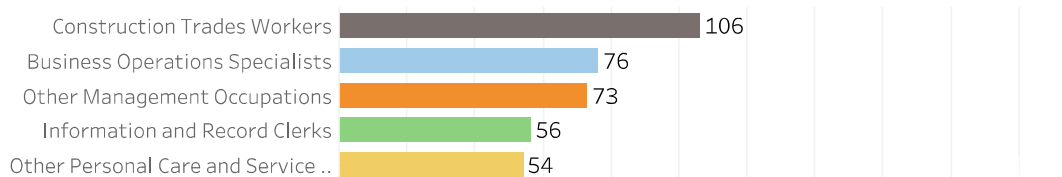
**Time Frame**  
Single-quarter  
PY 2019 Q3 (Jan - Mar 2020)

### Employers using WorkSource

Employers	238
Job orders	1,239

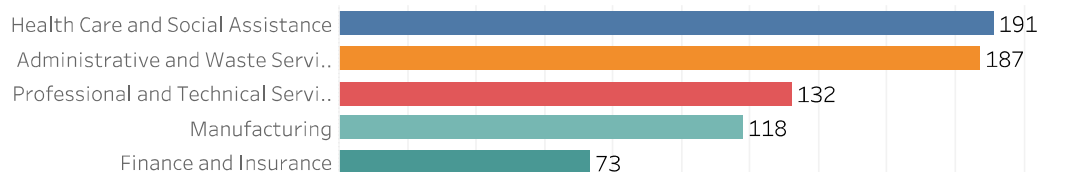
Employers receiving staff-assisted services	64
---	----

### Top 5 jobs in demand



Number of job postings by 3-digit ONET

### Top 5 industry sectors posting jobs



Number of job postings by 2-digit NAICS

Employment Security Department is an equal opportunity employer/program. Auxiliary aids and services are available upon request to individuals with disabilities. Language assistance services for limited English proficient individuals are available free of charge. Washington Relay Service: 711.

**Location**

WDA 01 - Olympic

**Program**

- All Title I participants
- WIOA Adult
- WIOA Dislocated Worker
- WIOA Youth
- Wagner Peyser
- All WorkSource customers

These exit proxies are intended to help track potential WorkSource outcomes, are not intended to replace official federal outcomes, and may not accurately reproduce official federal outcomes.

**Employments data are delayed.**

Employments are based on wages received the second quarter after a person exits (final service date with no more services planned). Wage data come in about 45 days after the quarter ends.

**Example:** If the final service is on January 3 (exit date), exit is the quarter of Jan- Mar, and the quarter to check for wages is Jul-Sept. Wages for this quarter would be reported by November 15 (approximately 11.5 months from Exit date).

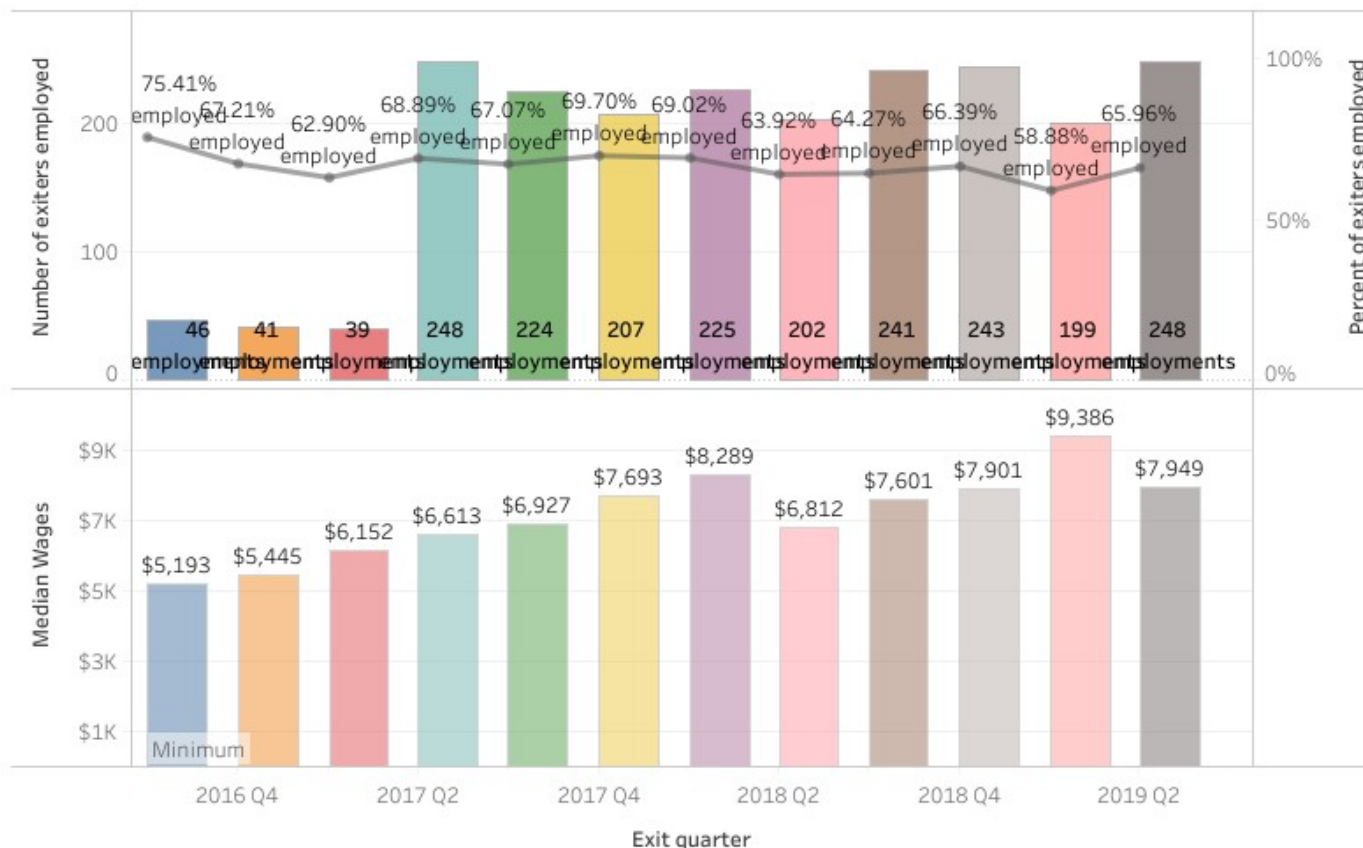
**Exits (by Calendar Year)**

WDA 01 - Olympic: All Title I participants



**Employments (by Calendar Year): select an outcome measure\***


All exit quarters, 2 Q after exit



\* Low exiter and employment counts are suppressed to protect confidentiality. If the number of exiters or employments meets suppressi..

Data last refreshed: 6/11/2020 4:21:37 PM

Employment Security Department is an equal opportunity employer/program. Auxiliary aids and services are available upon request to individuals with disabilities. Language assistance services for limited English proficient individuals are available free of charge. Washington Relay Service: 711.

<b>Olympic Consortium Board Meeting (3rd Fridays)</b>		10 a.m. to 12:00 p.m.	
<b>Olympic Consortium Board Meeting (3rd Fridays)</b>		10 a.m. to 12:00 p.m.	Go-to-Meeting
<b>Exec OWDC Meeting (2nd Tuesdays)</b>		10 a.m. to 12:00 p.m.	Jan and July go to meeting
<b>OWDC Full Meeting (2nd Tuesdays)</b>		9:00 a.m. to 1:30 p.m.	

# 2020

January						
Su	Mo	Tu	We	Th	Fr	Sa
			1	2	3	4
5	6	7	8	9	10	11
12	13	14	15	16	17	18
19	20	21	22	23	24	25
26	27	28	29	30	31	

April						
Su	Mo	Tu	We	Th	Fr	Sa
			1	2	3	4
5	6	7	8	9	10	11
12	13	14	15	16	17	18
19	20	21	22	23	24	25
26	27	28	29	30		

July						
Su	Mo	Tu	We	Th	Fr	Sa
			1	2	3	4
5	6	7	8	9	10	11
12	13	14	15	16	17	18
19	20	21	22	23	24	25
26	27	28	29	30	31	

October						
Su	Mo	Tu	We	Th	Fr	Sa
				1	2	3
4	5	6	7	8	9	10
11	12	13	14	15	16	17
18	19	20	21	22	23	24
25	26	27	28	29	30	31

February						
Su	Mo	Tu	We	Th	Fr	Sa
						1
2	3	4	5	6	7	8
9	10	11	12	13	14	15
16	17	18	19	20	21	22
23	24	25	26	27	28	29

May						
Su	Mo	Tu	We	Th	Fr	Sa
					1	2
3	4	5	6	7	8	9
10	11	12	13	14	15	16
17	18	19	20	21	22	23
24	25	26	27	28	29	30
31						

August						
Su	Mo	Tu	We	Th	Fr	Sa
						1
2	3	4	5	6	7	8
9	10	11	12	13	14	15
16	17	18	19	20	21	22
23	24	25	26	27	28	29
30	31					

November						
Su	Mo	Tu	We	Th	Fr	Sa
1	2	3	4	5	6	7
8	9	10	11	12	13	14
15	16	17	18	19	20	21
22	23	24	25	26	27	28
29	30					

March						
Su	Mo	Tu	We	Th	Fr	Sa
1	2	3	4	5	6	7
8	9	10	11	12	13	14
15	16	17	18	19	20	21
22	23	24	25	26	27	28
29	30	31				

June						
Su	Mo	Tu	We	Th	Fr	Sa
	1	2	3	4	5	6
7	8	9	10	11	12	13
14	15	16	17	18	19	20
21	22	23	24	25	26	27
28	29	30				

September						
Su	Mo	Tu	We	Th	Fr	Sa
		1	2	3	4	5
6	7	8	9	10	11	12
13	14	15	16	17	18	19
20	21	22	23	24	25	26
27	28	29	30			

December						
Su	Mo	Tu	We	Th	Fr	Sa
		1	2	3	4	5
6	7	8	9	10	11	12
13	14	15	16	17	18	19
20	21	22	23	24	25	26
27	28	29	30	31		





EXECUTIVE COMMITTEE

CHAIR- MARILYN HOPPEN, SVP Human Resources, Kitsap Bank

VICE CHAIR, JULIE HATCH, Manager Kitsap Bank, Port Angeles

JESSICA BARR, Regional Director Washington State Employment Security Dept.

MONICA BLACKWOOD, President WestSound Workforce

ASCHLEE DRESCHER, Human Resources The Veterans Administration

ROBIN HAKE, HR Director City of Port Townsend

DAVID MCMAHAN, Vice President Olympic Labor Council

COUNCIL MEMBERS

NICOLE BRICKMAN, HR Manager Skookum Contract Services

MARTY CAVALLUZZI, President Olympic College

RANDY COLSON, Manager General Dynamics

LISA DONLON, General Manager Windermere Commercial

GREG DRONKERT, President Pacific Mobility Group, Inc.

CORDI FITZPATRICK, Human Resources Mgr. Port Townsend Paper Corporation

KEVIN GALLACCI, General Systems Manager Clallam Transit Systems (Ex Officio)

MICHELL GRAFF, Kitsap Community Resources Employment & Training Division Director

SARA HATFIELD, CTE Director South Kitsap School District (Ex Officio)

NEAL HOLM, IBEW Local 46 Electrician and membership Development

PETER JOHNSON, Human Resources Director McKinley Paper Corporation

BRIAN KUH, Deputy Director Team Jefferson (Ex Officio)

HEIDI LAMPRECHT, Co-Founder Paella House

GINA LINDAL, Administrator CSO, DSHS

GREG LYNCH, Superintendent Olympic Edu. Service Dist. #114

COLLEEN MCALEER, Director Clallam Economic Development Corp.

CHUCK MOE, Field Representative Laborers Local 252

GILLIAN NIUMAN, Human Resources Town and Country Markets

ANNA REYES POTTS, General Manager TMF Inc.

LEANNE RAINES, Supervisor Dept. of Vocational Rehabilitation

JEFF RANDAL, Board of Commissioners Jefferson County Public Utility District

LUKE ROBINS, PhD, President Peninsula College

MORGAN SNELL, Jamestown S'Klallam Tribe Higher Education and Professional Development Coordinator

DANNY STEIGER, CEO Angles Mill Works and Lumber Traders

MATT WHEELUS, Chief Operating Officer Harrison Hospital

# OWDC Executive Committee Meeting

Tuesday, October 27, 2020

10:00 a.m. – 11:30 a.m.

Location: Zoom Meeting -<https://zoom.us/j/98643639995>

## AGENDA

### Action Items

1. Call to Order
2. Approval of Agenda
3. Approval of Meeting Minutes from July 14, 2020 (Attachment 3.a) pg. 2

### Updates and Discussion

4. Internal Monitoring
5. Covid Impacts
6. OECD Report (Attachment 6.a) pg. 6
7. EO Monitoring, EO Training
8. PY19 Q3 Primary Indicators (Attachment 8.a) pg. 14
9. Olympic Area Program Dashboard (Attachment 9.a) pg. 15
10. WorkSource Location and Moves
11. Roster (Attachment 11.a) pg. 19
12. 2020 Calendar (Attachment 12.a) pg. 20

**Next Meeting – January 26, 2021**

Zoom

**OLYMPIC WORKFORCE DEVELOPMENT COUNCIL (OWDC)  
EXECUTIVE COMMITTEE SUMMARY  
July 14, 2020**

**ATTENDANCE:** Marilyn Hoppen, Aschlee Drescher, Robin Hake, Michael Robinson, Jessica Barr, Julie Hatch  
Staff: Elizabeth Court, Hannah Shockley, Doug Washburn

The Olympic Workforce Development Council's (OWDC) Executive Committee meeting was held on Tuesday, July 14, 2020 via Zoom.

**APPROVAL OF SUMMARY**

The Executive Committee's Meeting Agenda was approved as follows:

**ACTION: Aschlee Drescher moved to approve the Agenda as presented with addition of virtual job fair. Motion was seconded by Jessica Barr. Motion carried unanimously.**

The Executive Committee's Meeting Minutes were approved as follows:

**ACTION: Robin Hake moved to approve the April 14, 2020 Executive Committee Minutes as presented. Motion was seconded by Aschlee Drescher. Motion carried unanimously.**

**UPDATES**

**5-Year Plan Acknowledgment Letter**

Approval has been moved to late summer or early fall due COVID-19. Alissa worked on the plan.

**Internal Monitoring**

Five clerical items were updated.

**EO Monitoring**

EO monitoring has been moved online and pushed out until September.

**Council Member**

New council member Peter Johnson, McKinley Paper Mill

**PY19 Q3 Primary Indicators 8.a**

Luci Bench follows and tracks the data displayed on attachment 8.a

- Overall, consistent with the state
- Wages are little lower

**PY19 Q3 Primary Formula Performance Report 9.a**

Elizabeth gave an overview.

- Red, indicates late expenditures and billing cycle issues
- Items not met will require an improvement plan, staff believe once job search is reenacted in August, targets are more likely to be met

**PY19 Q4 RRIE Performance Report 10.a**

Elizabeth discussed, Rapid Response Increased Employment.

- Issues in Jefferson with closure of the office but staff are still available and serving the area

**WIOA System Performance Dashboard PY19 Q3 11.a**

Elizabeth explained.

- Shows who is being served, offices are closed but services have continued
- Jobs in demand, fluctuation are vast and vary quarterly

**Worksource Location and Moves**

Mike provided updates on the relocation of the WIOA offices and gave insight on services being provided.

Kitsap's new office space is progressing.

- Waiting on the Certificate of Occupancy which requires an inspection
- The COVID environment has created delays but the primary work has been completed
- Unable to move office items until the inspection is complete
- Some outside work needs to be completed, working with the owners, a company out of Chicago
- Bremerton site is closed with all staff working remotely

Sequim location has reviewed two potential sites.

- Wanting a site with availability to design and build, currently in negotiations

Services, all things virtual.

- Employment Security Department's technology, supports the service of customers
- Wagner-Peyser front end staff are processing claims. This is a transition for these employees who were hired for reemployment, now processing unemployment claims. The transition has allowed these employees the opportunity to developed new skill sets

- Front end services are slower, due to being inundated with Unemployment Insurance claims
- All other services; WIOA-training and supportive services including Youth rely on Employment Security technology
- Reentry coordinator was hired
- Veteran staff are working part-time processing unemployment insurance claims and part-time providing veteran services

Virtual job fair is being developed.

- Brazen technology, an online event platform allows job seekers and employers to connect virtually. Job seekers choose which room they want to enter to learn more about a potential employer. Following an upload of job seeker's documents; resume etc., employers can review the job seekers who are present
- Five of these virtual job fairs have been conducted across the state and have received great reviews
- It is unsure how long the technology will be available without cost

Elizabeth included that Brazen technology is the way of the future.

- Attendance at a physical job fair vs a virtual one shows numbers ranging from 20 to 200 participants
- Price for the software ranges within a couple hundred dollars plus participation fee per person
- Each license covers a set amount of job fairs that may be conducted, more job fairs would require additional licenses
- Vendor is Monster

## **DISCUSSION AND INPUT**

Question from Robin: Can Wagner-Peyser Title 3 be explained?

Jessica gave an overview.

- This is the universal way Employment Security Department supports customers. Anyone can be served by Wagner-Peyser staff
- Compared to Adult and Dislocated Worker Title 1, which limits the populations that can be served
- Elizabeth will send out details on the Title funding 1-5

Council members shared innovations by their companies in response to the COVID environment.

## **ADJOURN**

There being no further business to come before the committee, the meeting was adjourned at 11:00 a.m.

**Next Meeting:** Tuesday, October 13, 2020, meeting platform TBA

---

*Additional information (Meetings changed to fourth Tuesdays Next meeting October 27, 2020)*

Higher Education

# Labour Market Relevance and Outcomes of Higher Education in Four US States

OHIO, TEXAS, VIRGINIA AND WASHINGTON



Higher Education

# Labour Market Relevance and Outcomes of Higher Education in Four US States

OHIO, TEXAS, VIRGINIA AND WASHINGTON

This work is published under the responsibility of the Secretary-General of the OECD. The opinions expressed and arguments employed herein do not necessarily reflect the official views of OECD member countries.

This document, as well as any data and map included herein, are without prejudice to the status of or sovereignty over any territory, to the delimitation of international frontiers and boundaries and to the name of any territory, city or area.

The statistical data for Israel are supplied by and under the responsibility of the relevant Israeli authorities. The use of such data by the OECD is without prejudice to the status of the Golan Heights, East Jerusalem and Israeli settlements in the West Bank under the terms of international law.

**Please cite this publication as:**

OECD (2020), *Labour Market Relevance and Outcomes of Higher Education in Four US States: Ohio, Texas, Virginia and Washington*, Higher Education, OECD Publishing, Paris, <https://doi.org/10.1787/38361454-en>.

ISBN 978-92-64-72873-8 (print)

ISBN 978-92-64-41149-4 (pdf)

Higher Education

ISSN 2616-9169 (print)

ISSN 2616-9177 (online)

**Photo credits:** Cover © elettaria/Shutterstock.com.

Corrigenda to publications may be found on line at: [www.oecd.org/about/publishing/corrigenda.htm](http://www.oecd.org/about/publishing/corrigenda.htm).

© OECD 2020

---

The use of this work, whether digital or print, is governed by the Terms and Conditions to be found at <http://www.oecd.org/termsandconditions>.

---



# Executive summary

Economic growth and innovation in the United States rely heavily on the advanced skills of its population. More than 7 000 post-secondary institutions serve about 20 million students across the country, in programmes that range from short-term certificates to doctoral degrees. Having a higher education qualification significantly increases the chances of individuals obtaining and keeping a well-paying job – to a greater extent in the United States than in most OECD countries. Employers, for their part, look to higher education institutions to equip graduates with the skills needed to adapt to changing work demands.

This review, conducted in 2018-19 by the OECD with the support of Lumina Foundation, explores how the higher education system in four US states – Ohio, Texas, Virginia and Washington – responds to the needs of the state's labour market. This review was conducted under very different economic circumstances compared to those emerging in 2020, as the world is entering an unprecedented economic crisis resulting from the COVID-19 pandemic. However, many of the challenges it identifies may remain or deepen. Shortages in some in-demand occupations, in the health sector or digital technologies, are likely to persist. The availability of work-based learning opportunities will likely diminish due to steep declines in employment and profitability in many economic sectors. State per-student appropriations, lower in 2018 than prior to the 2008-09 recession, are likely to fall further. Policies to strengthen the responsiveness of higher education systems to changing labour market needs will be as important in the future as in the past.

## Shortages in some occupations and employer concerns about transversal skills are common challenges

The four states experience labour market shortages in specific sectors and occupations, including information and communications technology jobs, health professions and education. Students appear to respond to labour market signals, with growing shares enrolling in programmes leading to well-paying jobs in science, technology, engineering and mathematics (STEM) and health fields. Recruitment challenges persist in the education sector, which is low paying across the four states. Even in high-paying occupations, the demand for workers in these fields exceeds the supply of graduates, and migration from other states and abroad is an important tool to meet skills needs. Furthermore, employers across industries and occupations met during OECD fact-finding missions to participating states highlighted certain skills gaps among graduates, including both job-specific technical skills and transversal skills such as communication or teamwork. Given their uncertainty about the skills of graduates, employers often emphasised their continued reliance on the four-year degree and institutional reputation as ways to make hiring decisions, in addition to developing tests of job applicants' skills.

## Graduate numbers, in total, are insufficient to meet state needs for highly educated workers

Ohio, Texas and Washington do not set specific policy targets related to the labour market outcomes of higher education graduates, while Virginia has a specific goal on graduate wages. In contrast, all four

states have established higher education attainment targets. The higher education attainment rate has grown at a moderate but steady rate in all four states over the past decade. Growth has been swiftest in states that started with higher post-secondary attainment rates, but more will need to be done if states are to meet their targets. Two ongoing challenges appear to limit progress in raising attainment. First, despite state investments and stakeholder-led initiatives to lower the cost of attending higher education, many young people choose not to pursue higher education, particularly among low-income students, and ethnic or racial minorities who are under-represented in higher education. Second, many students who start higher education do not complete their programmes, especially among under-represented populations. This share is highest in two-year public institutions, where only one-fifth to one-third of students (depending on the state) complete their two-year programme within four years. In four-year public institutions, the share of students completing their programme within six years ranges from about half to close to three-quarters. Still, this leaves an important share of students who leave post-secondary education without a credential, facing poorer labour market prospects while often carrying student debt.

### **The earnings advantage of higher education varies significantly by the level and field of study, and by student demographics**

In each of the four states, the bachelor's degree is, on average, the undergraduate qualification associated with the largest earnings premium, while the returns on investment in certificates and associate's degrees are, on average, markedly lower. While certificates, associate's degrees, and apprenticeships in fields leading to high-demand occupations can offer initial earnings that are higher than the average starting salaries of graduates from bachelor's degree programmes, the earnings advantage of shorter qualifications does not always persist. Across all study levels, graduates in science, technology, engineering and mathematics (STEM) and information and communications technology (ICT) consistently enjoy the highest earnings advantage. Within-field earnings are also dispersed, especially in general fields of study such as business and arts and humanities, where graduates may pursue a large range of occupations. On average, women, Black/African American and Hispanic/Latino graduates experience lower rates of employment and earnings after graduation than their peers with equivalent levels of higher education. These outcomes reflect, in part, a tendency for students from these groups to pursue fields of study and occupations where subsequent employment and earnings opportunities are comparatively poor. In the case of Black/African American and Hispanic/Latino graduates, these choices and outcomes are compounded by above-average levels of underlying socio-economic disadvantage and debt accumulated during study.

### **State governments can improve the responsiveness of higher education to labour market needs through enhanced strategic planning and co-ordination**

Across the four states, as is common in the United States, higher education institutions have a high level of autonomy, the tools of higher education agencies to link strategic policy objectives and institutional behaviour are limited, and multiple actors are engaged in activities to improve the alignment between education and workforce needs. The multiplicity of stakeholders and initiatives engaged in supporting the alignment of higher education and the labour market, while positive at a local or sectoral level, appears seldom co-ordinated, making it difficult to scale up effective practices across states' regions and economic sectors. To support better co-ordination of initiatives, potential success factors have been identified in this review that are relevant to all four states, in addition to the tailored policy recommendations provided to each state. These include:

- Processes to connect strategic policy goals for higher education and the institutional funding process, to ensure capacity exists to effectively orient the actions of the higher education system towards meeting policy goals.

- Processes to enable state agencies responsible for higher education, education and workforce development to regularly collaborate and co-ordinate efforts with each other and with key stakeholders. Sufficient human and financial resources need to be available to support such collaboration and co-ordination.
- Processes to incentivise collaboration between government agencies at the state and regional levels and to ensure stakeholders provide regular input into higher education policy and planning.

### **States can encourage institutions to focus on labour market relevance and promote state-wide pathways and student supports**

State higher education agencies and institutions promote labour market relevant teaching and learning. However, there is wide variation across institutions and programmes in the extent to which practices shown to equip students with labour market relevant skills (such as work-based learning) are available to students. In addition, while there is widespread recognition that students need structured pathways and effective guidance to move through higher education and complete a credential, streamlining pathways and facilitating efficient transfers within the higher education system remains a challenge in the four states. To support labour market relevant offerings across programmes and facilitate state-wide pathways and student supports, potential success factors relevant to all states in addition to state-specific policy recommendations include:

- Mechanisms to provide state governments with an opportunity to identify programmes with poor labour market outcomes, the same way mechanisms exist for state-wide reviews of programme productivity or low-producing programmes, which could in turn help institutions focus their attention where it is most needed.
- Approaches to incentivise higher education institutions to encourage labour market relevant teaching and learning across all levels and fields of study. This can include supporting the recruitment of faculty in fields of study leading to high-demand occupations, the provision of high-quality work-based learning opportunities, and opportunities for faculty professional development.
- Approaches to facilitate the availability of state-wide, evidence-based student supports that effectively target students most in need, either financially or academically, for assistance in accessing and completing higher education.
- Mechanisms to streamline credential pathways and regional or state-wide transfer agreements between institutions. Information about pathways and transfers should be easy to understand and access by students and families. Examining transfer outcomes of students at two-year institutions may be important to identify ways in which to increase transfer efficiency and boost associate's and bachelor's degree attainment.

### **Adequate state funding is needed to support the provision of good quality and affordable study options relevant to labour market needs**

The four states face an ongoing challenge with respect to higher education funding. To ensure that opportunities for study are diverse and equitable, states need to ensure the affordability of public higher education – either by providing state appropriations sufficient to contain tuition fees, or by providing robust need-based aid. At the same time, states need to take care that higher education revenues are sufficient to protect the quality of educational offerings as well as student guidance and support.

Recent state appropriation levels have not allowed real per-student funding to return to the pre-crisis levels of 2007-08 in any of the four states, and the likely impact of the COVID-19 pandemic is a further cause for

concern. Potential success factors relevant to all states, in addition to state-specific policy recommendations, include:

- Sustained commitment from lawmakers to ensuring the sufficiency of state appropriations for higher education institutions. Per-student funding in the two-year sector should be a special focus of attention, given the lower per-student expenditures from which these institutions start, and the key role these institutions play in offering an entry route to higher education for under-represented populations and in meeting labour market needs in key economic sectors.
- Processes either to moderate student tuition fees across the board, while limiting negative impact on instructional quality, or to allocate additional resources to need-based student grant programmes. The latter is a more targeted and efficient way to increase post-secondary attainment than lowering tuition for all students.
- Approaches to introduce carefully designed performance-related funding that takes into account the labour market outcomes of graduates. These metrics should be used intelligently to ensure institutions are also incentivised to support disadvantaged populations. Such models should be designed in close co-operation with higher education institutions, in particular to protect institutions from financial shocks generated by sharp changes in any of the metrics used and provide institutions with adequate resources for their core instructional mission.
- Targeted funding to higher education institutions and other partners to expand the offer of opportunities for students to develop labour market relevant skills, ranging from increasing work-based learning options to incentivising students to pursue in-demand fields. Programmes to support students in choosing study fields should be designed in ways that make them easy to understand and access. They should also be developed in conjunction with broader policy efforts starting before higher education to enhance students' academic preparedness and interest in pursuing fields of study that lead to occupations with good earnings prospects.

### **States can enhance the provision and use of high-quality and user-friendly information about post-secondary options and labour market returns**

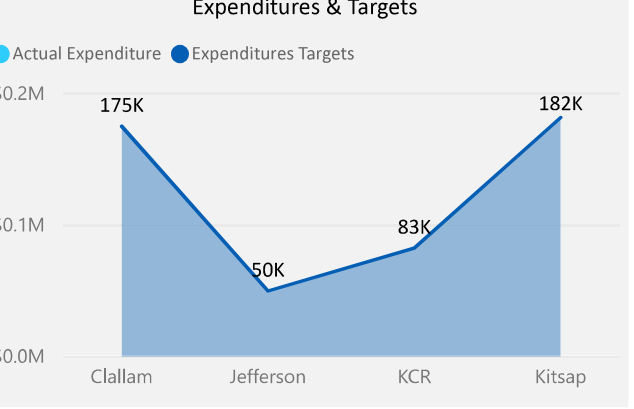
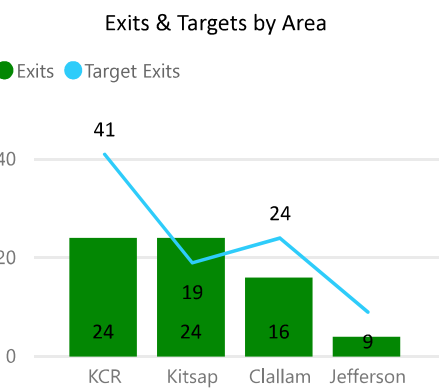
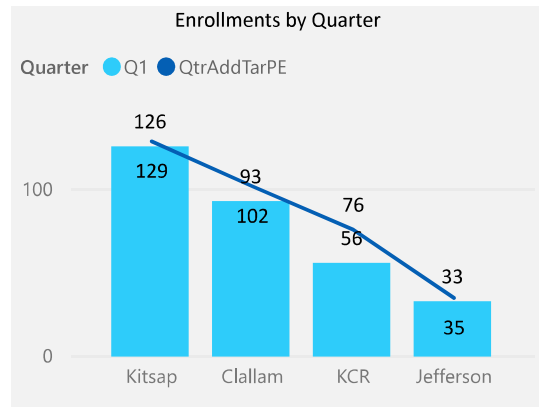
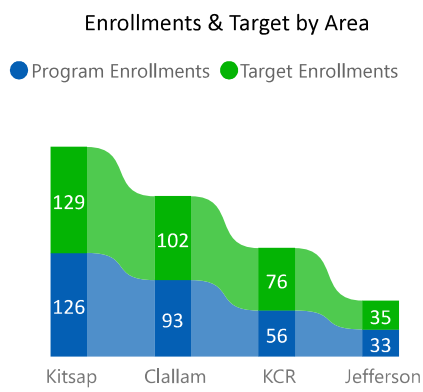
The four states provide information about educational and career opportunities, the labour market experiences of recent graduates, and monitor the supply and demand for graduates across occupations. Much of this information is made publicly available, but it is not consistently adapted to its intended audiences. To support the provision of high-quality and user-friendly information about post-secondary education, potential success factors relevant to all states in addition to state-specific policy recommendations include:

- Mechanisms to integrate workforce information in strategic planning and forecasting processes in higher education. This can include developing state-wide supply-demand analyses and considering approaches to systematically engage employers; identifying emerging trends and granular skills needs by occupation, industry and location; assessing institutional capacity to meet changing needs; and providing state-wide access to major data resources.
- Approaches to improve the quality and availability of data on graduate outcomes in the labour market. This could include providing debt and earnings data at the programme level by sub-population, and expanding coverage to include both public and private institutions where possible. Expanding the development of metrics or tools to measure the employment outcomes of graduates, for example by developing state-wide graduate outcome or employer surveys, could be considered. Such tools could help assess the signalling value of post-secondary qualifications, help assess skills use in the workplace and help better understand in-field job placement rates.
- Mechanisms to provide integrated information to students and families about educational opportunities and pathways, costs, outcomes and supports. Information about the expected return

on investment in post-secondary education options can help students make better choices in terms of selecting their field of study and career path. However, the tailoring of information is crucial to ensure that it reaches students in a manner in which they can easily access and absorb it.

# PY20 Q1 Preliminary Performance Report

Office	Program	Current	Program Enrollments	Target Enrollments	PE %age	Exits	Target Exits	Exit %age	Place ments	Target Place ments	Placement Rate	Placements %age	Actual Expenditure	Target Expenditures	Expenditure s %age
Clallam	Adult	24	29	32	90.63%	5	10	50.00%	5	7	100.00%	71.43%		59,196	
Clallam	DW	13	21	23	91.30%	8	8	100.00%	6	5	75.00%	120.00%		49,147	
Clallam	DWIE			4			3			3				4,454	
Clallam	Youth	40	43	43	100.00%	3	3	100.00%	2	1	66.67%	200.00%		62,464	
Jefferson	Adult	10	12	11	109.09%	2	4	50.00%	2	3	100.00%	66.67%		13,546	
Jefferson	DW	8	9	10	90.00%	1	3	33.33%	1	1	100.00%	100.00%		16,221	
Jefferson	DWIE			1			1			1				3,003	
Jefferson	Youth	11	12	13	92.31%	1	1	100.00%	1	0	100.00%	Infinity		17,114	
KCR	Adult	24	39	50	78.00%	15	28	53.57%	12	20	80.00%	60.00%		51,340	
KCR	DW	7	12	20	60.00%	5	10	50.00%	4	8	80.00%	50.00%		20,342	
KCR	DWIE	1	5	6	83.33%	4	3	133.33%	3	2	75.00%	150.00%		10,869	
Kitsap	Adult	17	26	33	78.79%	9	8	112.50%	9	6	100.00%	150.00%		38,718	
Kitsap	DW	22	30	30	100.00%	8	5	160.00%	8	3	100.00%	266.67%		37,778	
Kitsap	DWIE	4	6	4	150.00%	2	3	66.67%	2	3	100.00%	66.67%		8,715	
Kitsap	Youth	59	64	62	103.23%	5	3	166.67%	3	1	60.00%	300.00%		96,623	
<b>Totals</b>		<b>240</b>	<b>308</b>	<b>342</b>	<b>90.06%</b>	<b>68</b>	<b>93</b>	<b>73.12%</b>	<b>58</b>	<b>64</b>	<b>85.29%</b>	<b>90.63%</b>		<b>489,530</b>	



# Washington State WorkSource System Performance Dashboard

- Seekers served
- Employers served
- Exits & Wages
- Definitions

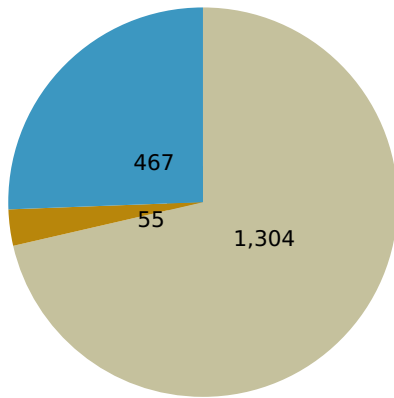
Service Location  
WDA 01 - Olympic

Time Frame  
Single-quarter  
PY 2020 Q1 (Jul - Sep 2020)

Data prior to the beginning of PY16Q1 (July 1, 2016) is not reflected in this dashboard. Therefore, the first quarter with complete rolling 4-quarter data is PY2016 Q4 (the quarter ending on June 30, 2017).

## Total seekers = 1,826

- Self served only
- Both types of service
- Staff assisted only



## All seekers served

Self-service customers	1,359
Staff-assisted customers	522

Self served only	71.41%	1,304
Both types of service	3.01%	55
Staff assisted only	25.58%	467

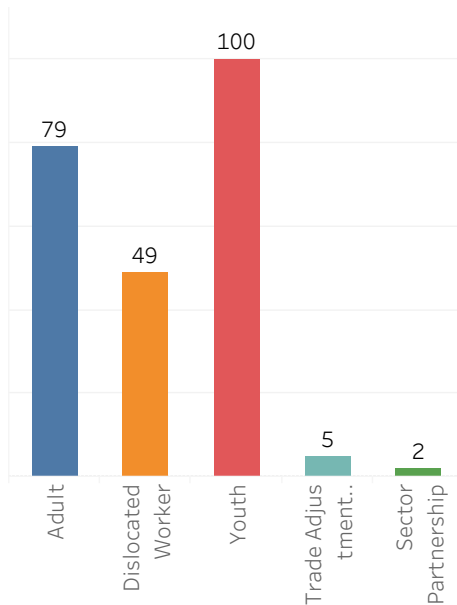
### New to WorkSource?

New	33.46%	611
Returning	66.54%	1,215

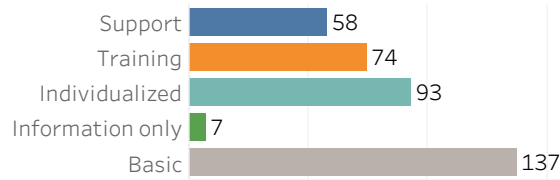
### WorkSourceWA job applicants

Seekers with job applications	453
-------------------------------	-----

### Seekers served by program enrollment *Staff-assisted seeker counts by service location, regardless of enrollment location*

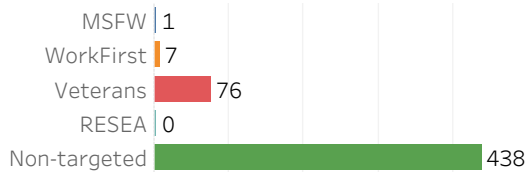


### Staff assisted seekers served by service type\*



\*Information only and support services do not trigger or extend participation.

### Staff assisted seekers by cohort



Data last refreshed: 10/8/2020 5:57:25 PM

Employment Security Department is an equal opportunity employer/program. Auxiliary aids and services are available upon request to individuals with disabilities. Language assistance services for limited English proficient individuals are available free of charge. Washington Relay Service: 711.

# Washington State WorkSource

## System Performance Dashboard

- Seekers served
- Employers served**
- Exits & Wages
- Definitions

Location  
State

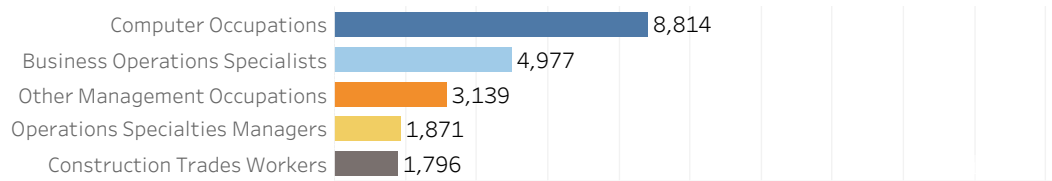
Time Frame  
Single-quarter

PY 2020 Q1 (Jul - Sep 2020)

### Employers using WorkSource

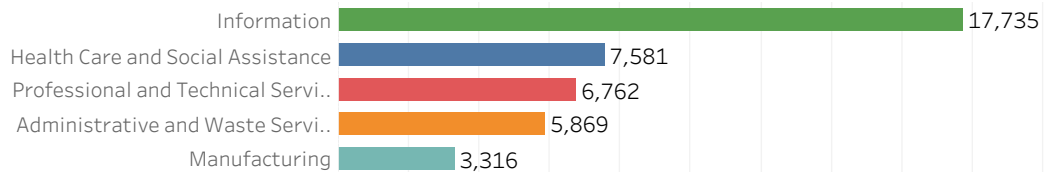
Employers	3,324
Job orders	54,053
Employers receiving staff-assisted services	989

### Top 5 jobs in demand



Number of job postings by 3-digit ONET

### Top 5 industry sectors posting jobs



Number of job postings by 2-digit NAICS

Employment Security Department is an equal opportunity employer/program. Auxiliary aids and services are available upon request to individuals with disabilities. Language assistance services for limited English proficient individuals are available free of charge. Washington Relay Service: 711.



# Washington State WorkSource System Performance Dashboard

- Seekers served
- Employers served
- Exits & Wages**
- Definitions

## Location

State

## Program

- All Title I participants
- WIOA Adult
- WIOA Dislocated Worker
- WIOA Youth
- Wagner Peyser
- All WorkSource customers

These exit proxies are intended to help track potential WorkSource outcomes, are not intended to replace official federal outcomes, and may not accurately reproduce official federal outcomes.

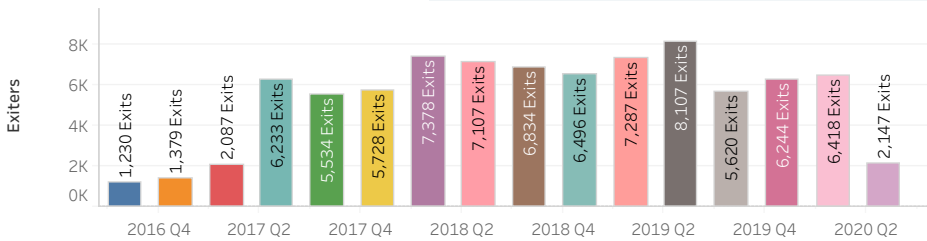
### Employments data are delayed.

Employments are based on wages received the second quarter after a person exits (final service date with no more services planned). Wage data come in about 45 days after the quarter ends.

**Example:** If the final service is on January 3 (exit date), exit is the quarter of Jan-Mar, and the quarter to check for wages is Jul-Sept. Wages for this quarter would be reported by November 15 (approximately 11.5 months from Exit date).

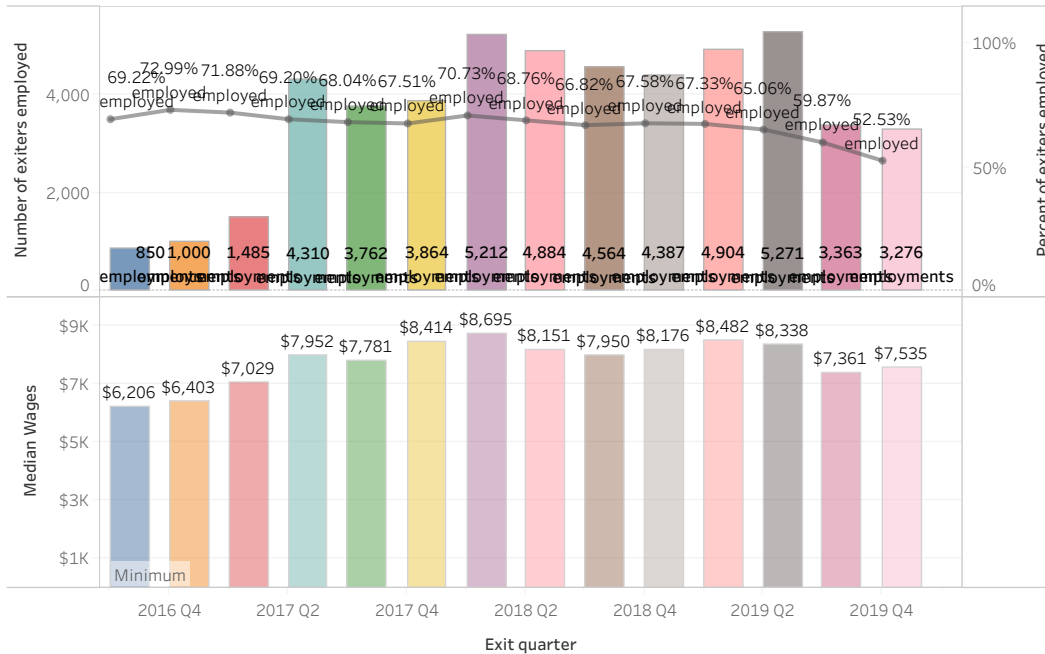
## Exits (by Calendar Year)

WA state: All Title I participants



## Employments (by Calendar Year): select an outcome measure\*

All exit quarters, 2 Q after exit



\* Low exiter and employment counts are suppressed to protect confidentiality. If the number of exiters or employments meets suppressi..

Data last refreshed: 10/8/2020 5:57:25 PM

Employment Security Department is an equal opportunity employer/program. Auxiliary aids and services are available upon request to individuals with disabilities. Language assistance services for limited English proficient individuals are available free of charge. Washington Relay Service: 711.

# Washington State WorkSource

## System Performance Dashboard

- Seekers served
- Employers served
- Exits & Wages
- Definitions**

### Dashboard Page

- Seekers Served
- Employer Indicators
- Exits & Wages





### Dashboard Section

Total job seekers

WorkSource Services Catalog: <http://media.wpc.wa.gov/media/WPC/wswa/support/WorkSource%20Services%20..>

<b>Total job seekers</b>	The unduplicated total count for all self served and staff assisted job seekers for the selected area and time frame.
--------------------------	---

<b>MEMBERS AND STAFF</b>	<b>REPRESENTING / COUNTY</b>	<b>TERM</b>
<b>MONICA BLACKWOOD</b>	Business - Kitsap	2/21/19 - 2/20/22
<b>NICOLE BRINKMAN</b>	Business - Kitsap	9/10/19 - 9/9/22
<b>RANDY COLSON</b>	Business - Kitsap	2/17/20 - 2/16/23
<b>GREG DRONKERT</b>	Business - Kitsap	9/10/19 - 9/9/22
<b>MARILYN HOPPEN, CHAIR</b>	Business - Kitsap	11/12/19 - 11/11/22
<b>MATTHEW WHEELUS</b>	Business - Kitsap	2/17/20 - 2/16/23
<b>LISA DONLON</b>	Business - Kitsap	2/17/20 - 2/16/23
<b>GILLIAN NIUMAN</b>	Business - Kitsap	2/17/20 - 2/16/23
<b>JULIE HATCH, VICE CHAIR</b>	Business - Clallam	8/19/19 - 8/18/22
<b>MORGAN SNELL</b>	Business - Clallam	11/12/19 - 11/11/22
<b>ALLISON PLUTE</b>	Business - Clallam	10/24/20 - 10/23/23
<b>DANNY STEIGER</b>	Business - Clallam	10/10/19 - 10/9/22
<b>PETER JOHNSON</b>	Business - Clallam	6/15/20 - 6/14/23
<b>ANNA REYES POTTS</b>	Business - Jefferson/Kitsap	10/24/20 - 10/23/23
<b>HEIDI LAMPRECHT</b>	Business - Jefferson	3/30/19 - 3/29/22
<b>CORDI FITZPATRICK</b>	Business - Jefferson	4/22/20 - 4/21/23
<b>BRIAN KUH, EX OFFICIO</b>	Economic Development	11/7/18 - 11/6/21
<b>COLLEEN MCALEER</b>	Economic Development	9/10/19 - 9/9/22
<b>GREG LYNCH</b>	Education - K-12	9/11/18 - 9/10/21
<b>SARA HATFIELD, EX OFFICIO</b>	Education - K-12	10/10/19 - 10/9/22
<b>DR. LUKE ROBINS</b>	Education - PS	11/21/20 - 11/20/23
<b>DR. MARTY CAVALLUZZI</b>	Education - PS	10/22/18 - 10/21/21
<b>DAVID MCMAHAN</b>	Labor	9/11/18 - 9/10/21
<b>CHUCK MOE</b>	Labor	1/8/18 - 1/7/21
<b>NEAL HOLM</b>	Labor	11/12/19 - 11/11/22
<b>LEANNE RAINES</b>	Vocational Rehabilitation	3/1/2018 - 3/1/21
<b>ASHLEY JACKSON</b>	Public Sector	8/20/20 - 8/19/23
<b>KEVIN GALLACCI, EX OFFICIO</b>	Public Sector	1/15/20 - 1/15/23
<b>GINA LINDAL</b>	Public Sector	2/11/19 - 2/10/22
<b>JEFF RANDALL</b>	Public Sector	9/10/19 - 9/9/22
<b>ASCHLEE DRESCHER</b>	Public Sector	9/11/18 - 9/10/21
<b>MICHELL GRAFF</b>	Community Organization	11/12/19 - 11/11/22
<b>JANEL MCFEAT</b>	Member At-Large	thru 12/2021
<b>BOB ZINDEL</b>	Member At-Large	<b>thru 11/2021</b>
<b>HEIDI SCHEIBNER</b>	Member At-Large	thru 6/2021
<b>DR. KAREEN BORDERS</b>	Member At-Large	thru 11/2021
<b>VENUS KM-RW</b>	Member At-Large	thru 9/2022

<b>Olympic Consortium Board Meeting (3rd Fridays)</b>		10 a.m. to 12:00 p.m.	Zoom until further notice
<b>Olympic Consortium Board Meeting (3rd Fridays)</b>		10 a.m. to 12:00 p.m.	Zoom
<b>Exec OWDC Meeting (4th Tuesdays)</b>		10 a.m. to 12:00 p.m.	Zoom until further notice
<b>OWDC Full Meeting (2nd Tuesdays)</b>		9:00 a.m. to 1:30 p.m.	Zoom from 9 to 11:30 until further notice

**2021**

January						
Su	Mo	Tu	We	Th	Fr	Sa
					1	2
3	4	5	6	7	8	9
10	11	12	13	14	15	16
17	18	19	20	21	22	23
24	25	26	27	28	29	30
31						

April						
Su	Mo	Tu	We	Th	Fr	Sa
				1	2	3
4	5	6	7	8	9	10
11	12	13	14	15	16	17
18	19	20	21	22	23	24
25	26	27	28	29	30	

July						
Su	Mo	Tu	We	Th	Fr	Sa
				1	2	3
4	5	6	7	8	9	10
11	12	13	14	15	16	17
18	19	20	21	22	23	24
25	26	27	28	29	30	31

October						
Su	Mo	Tu	We	Th	Fr	Sa
					1	2
3	4	5	6	7	8	9
10	11	12	13	14	15	16
17	18	19	20	21	22	23
24	25	26	27	28	29	30
31						

February						
Su	Mo	Tu	We	Th	Fr	Sa
	1	2	3	4	5	6
7	8	9	10	11	12	13
14	15	16	17	18	19	20
21	22	23	24	25	26	27
28						

May						
Su	Mo	Tu	We	Th	Fr	Sa
						1
2	3	4	5	6	7	8
9	10	11	12	13	14	15
16	17	18	19	20	21	22
23	24	25	26	27	28	29
30	31					

August						
Su	Mo	Tu	We	Th	Fr	Sa
1	2	3	4	5	6	7
8	9	10	11	12	13	14
15	16	17	18	19	20	21
22	23	24	25	26	27	28
29	30	31				

November						
Su	Mo	Tu	We	Th	Fr	Sa
	1	2	3	4	5	6
7	8	9	10	11	12	13
14	15	16	17	18	19	20
21	22	23	24	25	26	27
28	29	30				

March						
Su	Mo	Tu	We	Th	Fr	Sa
	1	2	3	4	5	6
7	8	9	10	11	12	13
14	15	16	17	18	19	20
21	22	23	24	25	26	27
28	29	30	31			

June						
Su	Mo	Tu	We	Th	Fr	Sa
		1	2	3	4	5
6	7	8	9	10	11	12
13	14	15	16	17	18	19
20	21	22	23	24	25	26
27	28	29	30			

September						
Su	Mo	Tu	We	Th	Fr	Sa
			1	2	3	4
5	6	7	8	9	10	11
12	13	14	15	16	17	18
19	20	21	22	23	24	25
26	27	28	29	30		

December						
Su	Mo	Tu	We	Th	Fr	Sa
			1	2	3	4
5	6	7	8	9	10	11
12	13	14	15	16	17	18
19	20	21	22	23	24	25
26	27	28	29	30	31	