

# Homelessness in Kitsap County

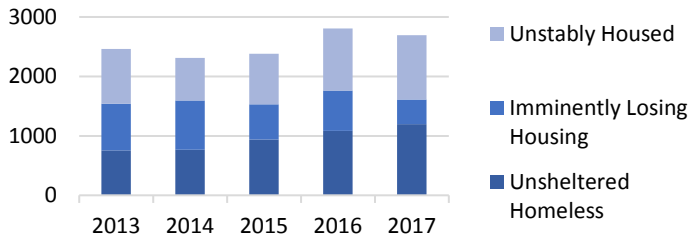
Updated: March 2018

## Households Experiencing Homelessness

The Housing Solutions Center reports 1,199 literally homeless households during 2017 that were seeking housing assistance, 412 households at imminent risk of losing housing, and 1,081 that were unstably housed and seeking assistance.

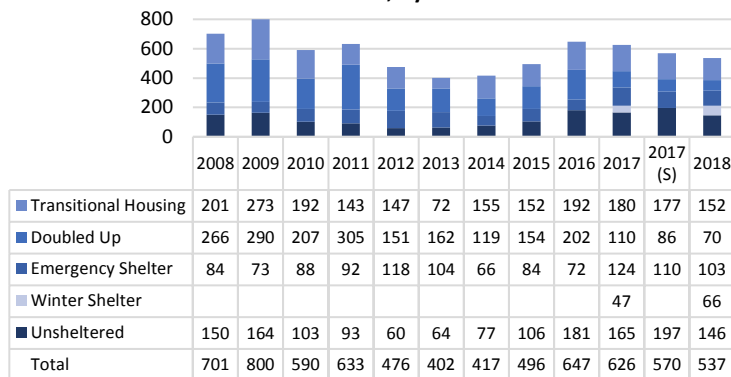
(Housing Solutions Center of Kitsap County)

### Housing Solutions Center Clients - Households



**Individuals** experiencing homelessness during a 24-hour period decreased 14% between 2017 (626 people) and 2018 (537 people) and increased 8% between 2015 (496 people) and 2018. (Kitsap Annual Point in Time Count, 2018 preliminary data)

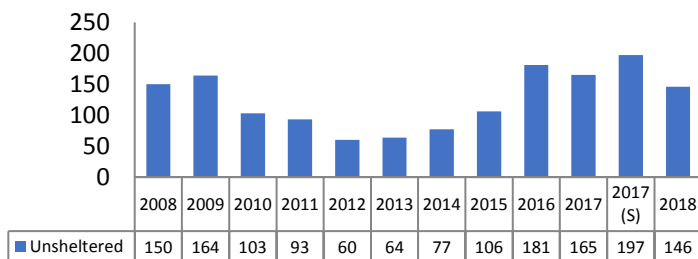
### Kitsap Point in Time Count of Homeless Persons: All Individuals, by Year



## Unsheltered Homeless Individuals Decreasing

Households living without shelter in places not meant for human habitation (outside, abandoned buildings, cars) has decreased 12% between 2017 and 2018 in the annual Point In Time Count (24-hour census of people experiencing homelessness).

### Kitsap Point in Time Count of Unsheltered Persons

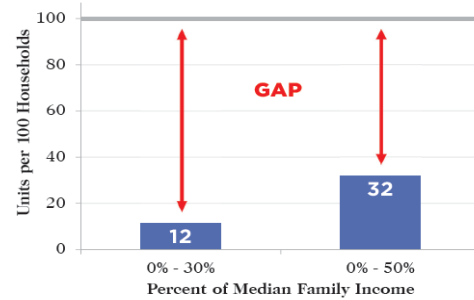


\*2017(S) – 2017 Summer Point in Time Count

## 88% Affordable Housing Gap

For every 100 very low-income households who need affordable housing, there are only 12 units available; for low-income households, there are only 32 units available. The total number of very low-income renter households is 6,095 (\$22,600/year); there are 5,500 low-income households (\$37,800/year).

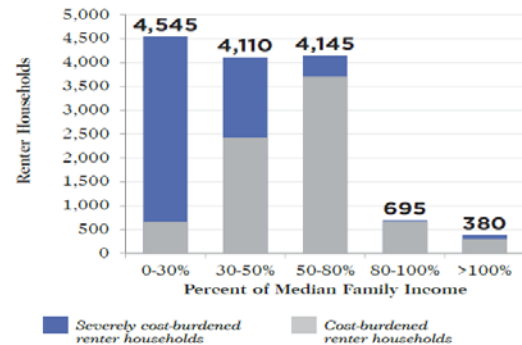
(2015 Washington Affordable Housing Needs Assessment)



## Housing Instability for 13,875 Renter Households

Many households are paying more than 30% (*cost burdened*) or 50% (*severely cost burdened*) of their income on housing, creating housing instability and loss of housing during household crises.

(2015 Washington Affordable Housing Needs Assessment)

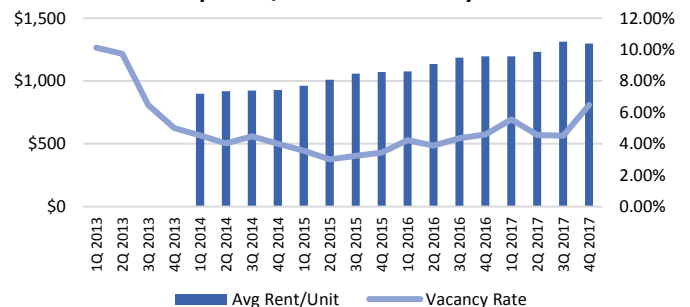


## Rental Rates Increasing

The average unit rent increased \$408 (44%) since the beginning of 2014, while vacancy rates increased to 6.47% in Q4 2017.

(Apartment Insights Washington)

### Kitsap Rent/Unit and Vacancy Rates



## 20% of Affordable Housing Units Disappearing

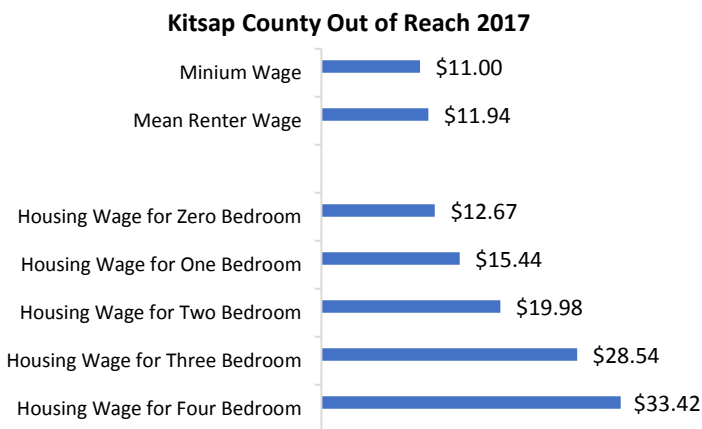
Between 2015 – 2017, 867 units of approximately 4,272 affordable housing units currently available are projected to be lost due to expiring restrictions on rental rates and existing subsidy programs ending.

(2015 Washington Affordable Housing Needs Assessment)

## Wages Not Keeping Pace with Housing Costs

The average wage earned by Kitsap renters is \$11.94, which is not enough to afford even a zero bedroom home. For minimum wage earners the gap is even wider – at minimum wage (\$11.00 in 2017) a household had to work 73 hours a week to afford a two-bedroom unit. To pay no more than 30% of their income on housing for a two-bedroom apartment, the housing wage is \$19.98.

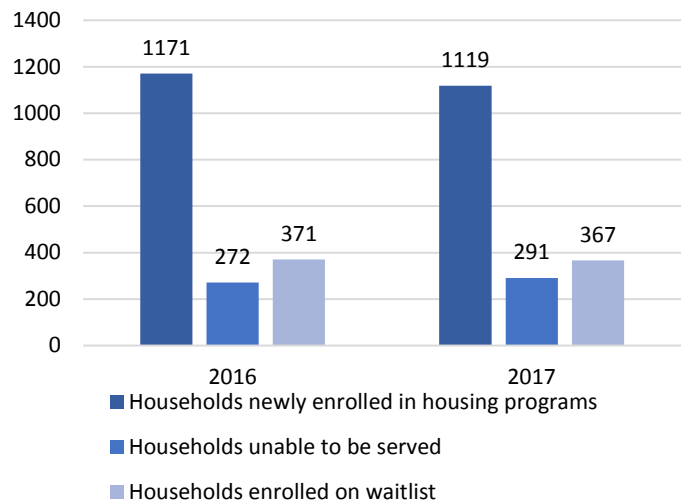
(2017 Out of Reach Report)



## Some Households Moving Out of Homelessness

During 2017, of 3,224 households enrolled seeking assistance, 1,119 (35%) of households were referred to housing programs in the Kitsap Homeless Crisis Response System (comprised of more than 20 different programs). However, another 291 households (9% of those seeking assistance) were unable to be served because resources were not available to meet their needs and 367 (11%) were unable to be assisted immediately and were placed on a waitlist.

### Homeless Response System: Households Enrolled/Un-served



## What We Are Doing to Help People Experiencing Homelessness

- Kitsap has a single point of entry for any individuals or households who are experiencing homelessness or housing instability, called the Housing Solutions Center, 360-473-2035.
- Over 50 organizations participate in the Kitsap Continuum of Care Coalition, a network of housing and social service providers assisting people experiencing homelessness and housing instability.
- Kitsap has a variety of subsidized housing options, including:
  - 130 emergency shelter beds (up to 90 days)
  - 102 Transitional Housing units (up to 24 months)
  - 273 Permanent Supportive Housing units (for people who need on-going case management)
  - 2719 Permanent Subsidized Housing units (for low-income households)
  - 1877 Housing Choice and Veterans Assistance Housing Vouchers (providing rental subsidies)
- Each year, Kitsap organizations receive funding for homeless programs, including (2015 amounts):
  - Federal Funding: \$673,107
  - Federal Veteran Funding: \$1.3M
  - State Funding: \$499,688
  - Local Funding: \$1.1M
- In 2016 Kitsap organizations provided housing and homeless services for more than 2,700 households; affordable housing subsidies providing an additional 4,500 low-income households with stable housing.



### Kitsap County Department of Human Services

Housing & Homelessness Program  
345 6th Street, Suite 400  
Bremerton, WA 98337

Kirsten Jewell, Coordinator  
360-337-7286  
[kjewell@co.kitsap.wa.us](mailto:kjewell@co.kitsap.wa.us)