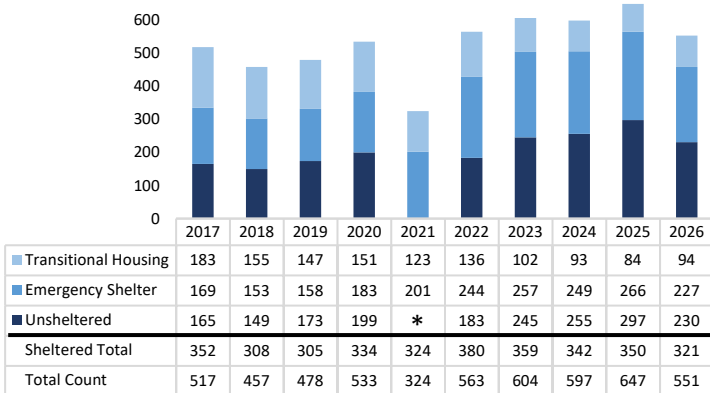


2026 Kitsap County Point in Time Count Overview – Preliminary Data

The "Point in Time" count gathers information over a few days about people experiencing homelessness on a single night in January (1/29/26). It provides critical data on the scope and characteristics of homelessness in our community and helps inform funding decisions for housing and related services. To count people experiencing unsheltered homelessness throughout the county, street outreach groups survey people living on the streets, in encampments, cars, RVs, boats, and abandoned buildings, while volunteers conduct surveys at many locations including Project Connect Fairs^[1], food banks, and meal sites. All homeless data is reviewed to remove any duplication. Because participation is voluntary and depends on locating individuals, it is considered to be an undercount of the true number of people experiencing homelessness.

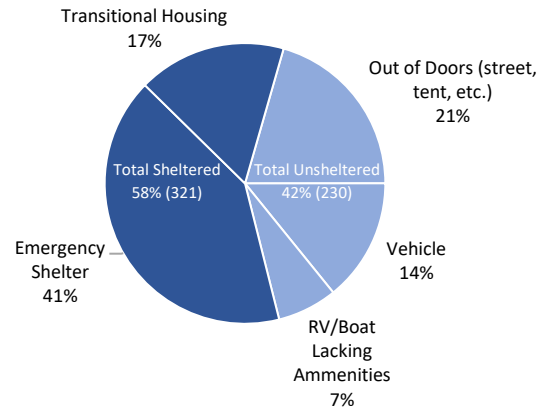
Decreased Number of Unsheltered Individuals from 2025

The 2026 count identified 230 unsheltered individuals, representing a 23% decrease from the 2025 high of 297 and is consistent with the average counts from 2022-2024. It is important to note that additional shelter beds were available from 2021 through 2025. The unsheltered count was not conducted in 2021 due to the COVID-19 pandemic.*



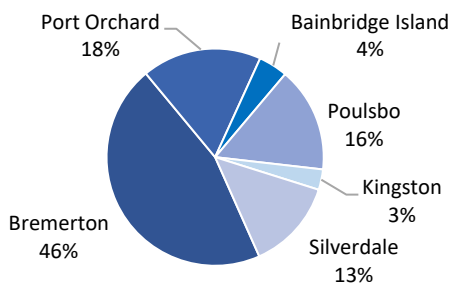
Defining Sheltered vs. Unsheltered

For the purposes of this survey, information is collected on sheltered (in emergency shelter or transitional housing) vs. unsheltered homelessness. In the 2026 count, 230 people said they were unsheltered. The majority of those who were unsheltered indicated they lived outside in places not meant for human habitation.



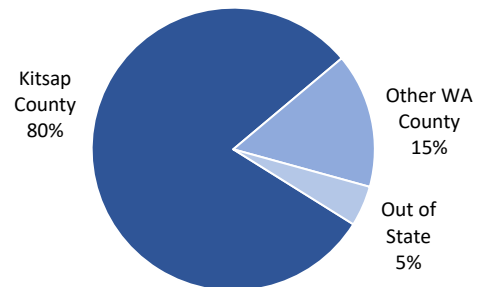
Current Location

Efforts were made to survey widely across Kitsap County where households experiencing homelessness were anticipated to be encountered. Participants experiencing unsheltered homelessness (190 households, 230 individuals) were surveyed in the following locations throughout the county.



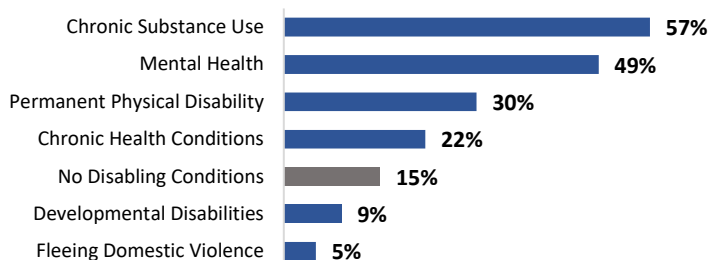
Last Place of Residence

Surveys also collected information about the last city of permanent residence, and 34% of unsheltered households provided this data. 52 (80%) of those households previously had stable housing in Kitsap County.



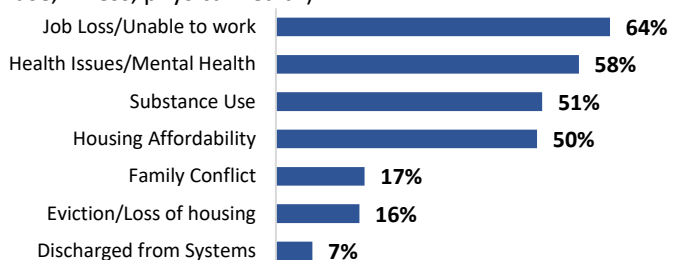
Characteristics

When asked about various personal characteristics, 164 unsheltered heads of households (86%) responded. The most common response from survey participants was that they experienced challenges related to substance use and mental health, followed by permanent disability, and chronic health conditions.



Causes of Homelessness

When asked about the specific cause (or causes) of homelessness, 135 unsheltered households (71%) responded. The most common responses were housing & economic issues (loss of job/unable to work, eviction, housing affordability), and health issues (mental health, substance use, illness, physical health)



[1] In 2026 the Project Connect Community Resource Fairs were hosted at the Salvation Army in Bremerton, newlife Training & Events Center Silverdale, and at the United Methodist Church in Port Orchard.

