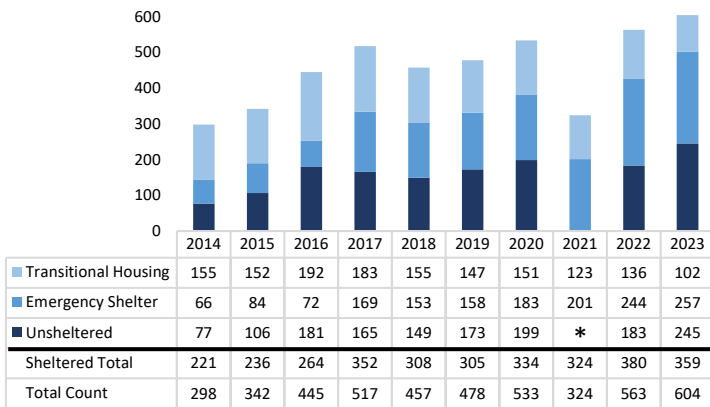


# 2023 Kitsap County Point in Time Count Overview – Preliminary Data

The "Point in Time" count is an annual survey that gathers information about people experiencing homelessness during a 24-hour period at the end of January. This survey provides critical information regarding the scope and nature of homelessness in our community and can impact funding for homeless housing and services. Because participating in the survey is voluntary, and relies on volunteers finding people experiencing homelessness, it is considered to be an undercount of the actual number of people experiencing homelessness. Participants are surveyed in a number of locations throughout the county including the Project Connect Resource Fairs<sup>[1]</sup>, food banks/meal sites, in encampments, and on the streets.

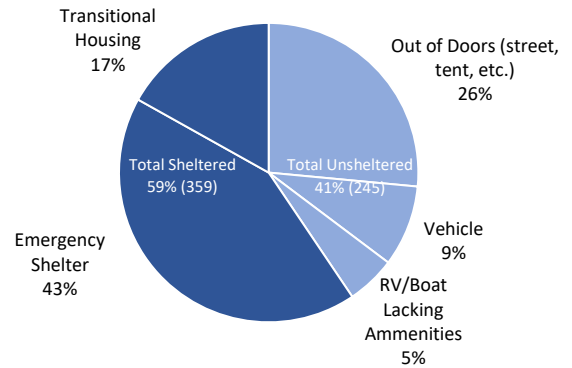
## Increasing Numbers of Unsheltered Individuals

The 2023 count of 245 unsheltered individuals indicates an 34% increase from 2022 and a 23% increase from the prior highest count of 199 in the year 2020. Note that additional shelter beds were in operation during from 2021-2023. The unsheltered count was not performed in 2021 due to the COVID-19 pandemic\*.



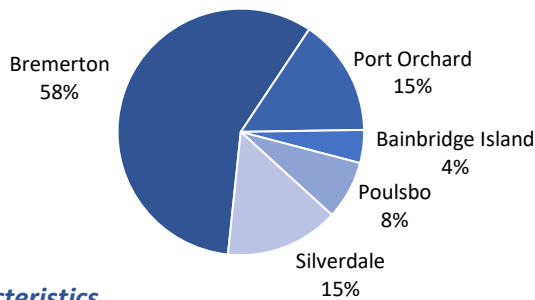
## Defining Sheltered vs. Unsheltered

For the purposes of this survey, information is collected on sheltered (in emergency shelter or transitional housing) vs. unsheltered homelessness. In the 2023 count, 245 people said they were unsheltered. The majority of those who were unsheltered indicated they lived outside in places not meant for human habitation.



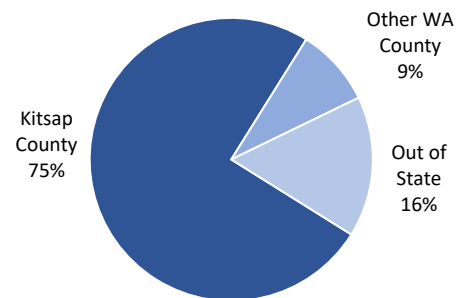
## Current City

Efforts were made to survey widely across Kitsap County where households experiencing homelessness were anticipated to be encountered. Participants experiencing unsheltered homelessness (210 households, 245 individuals) were surveyed in the following locations throughout the county.



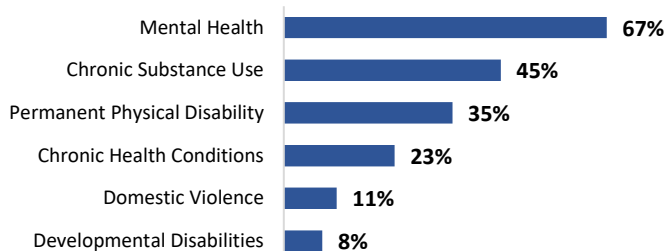
## Last Place of Residence

Surveys also collected information about the last city of permanent residence, and 27% of unsheltered households provided this data. 42 (75%) of those households previously had stable housing in Kitsap County.



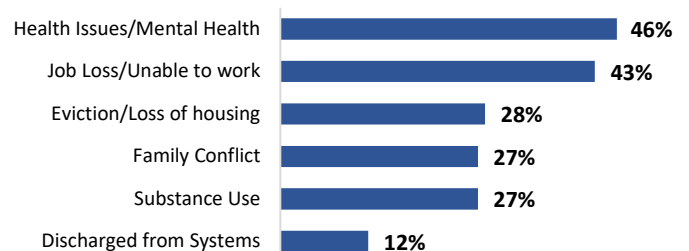
## Characteristics

When asked about various personal characteristics, 142 unsheltered heads of households (68%) responded. The most common response from survey participants was that they experienced challenges related to mental health, followed by chronic substance use, permanent disability, and chronic health conditions.



## Causes of Homelessness

When asked about the specific cause (or causes) of homelessness, 113 unsheltered households (54%) responded. The most common response was health issues (including mental health), economic issues (loss of job or unable to work) and housing issues (eviction or loss of housing).



[1] In 2023 the Project Connect Community Resource Fairs were hosted at the Salvation Army in Bremerton, Gateway Fellowship Church in Poulsbo, and at the United Methodist Church in Port Orchard.

