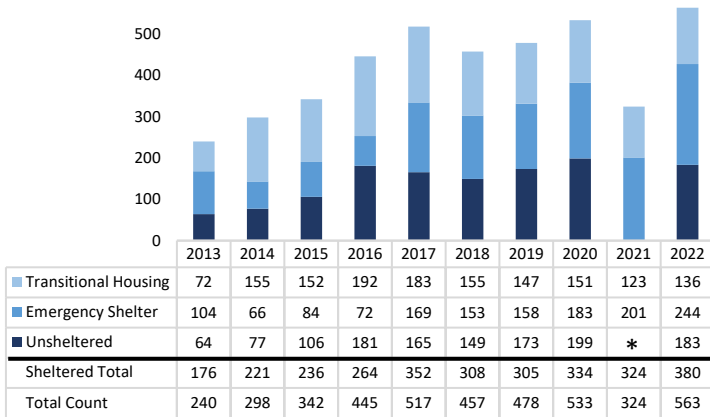


# 2022 Kitsap County Point in Time Count Overview – Preliminary Data

The "Point in Time" count is an annual survey that gathers information about people experiencing homelessness during a 24-hour period at the end of January. This survey provides critical information regarding the scope and nature of homelessness in our community and can impact funding for homeless housing and services. Because participating in the survey is voluntary, and relies on volunteers finding people experiencing homelessness, it is considered to be an undercount of the actual number of people experiencing homelessness. Participants are surveyed in a number of locations throughout the county including food banks/meal sites, in encampments, and on the streets. In 2022, due to the COVID-19 pandemic the date of the count was moved to the end of February and Project Connect Resource fairs were not offered throughout the county, limiting surveyor reach to households experiencing homelessness.

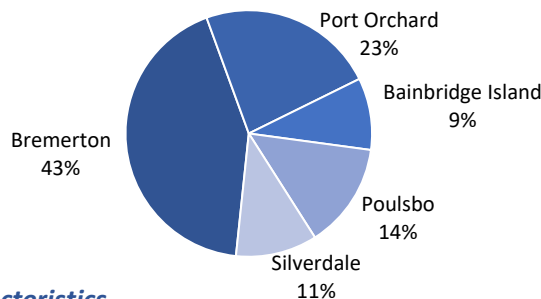
## Steady Numbers of Unsheltered Individuals

The 2022 count of 183 unsheltered individuals indicates an 8% decrease from 2020 and a 6% increase from the 4-year average of 172 individuals. Note that additional shelter beds were in operation during 2021 & 2022. The unsheltered count was not performed in 2021 due to the COVID-19 pandemic\*.



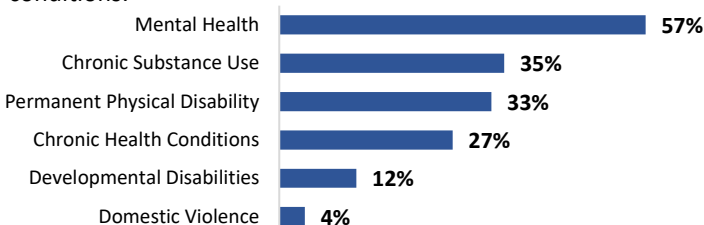
## Current City

Efforts were made to survey widely across Kitsap County where households experiencing homelessness were anticipated to be encountered. Participants experiencing unsheltered homelessness (160 households, 183 individuals) were surveyed in the following locations throughout the county.



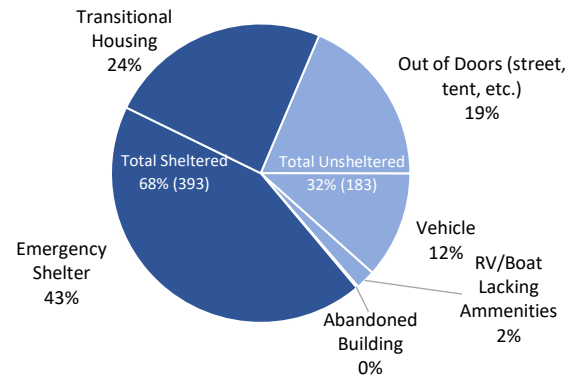
## Characteristics

When asked about various personal characteristics, 113 unsheltered heads of households (71%) responded. The most common response from survey participants was that they experienced challenges related to mental health, followed by chronic substance use, permanent disability, and chronic health conditions.



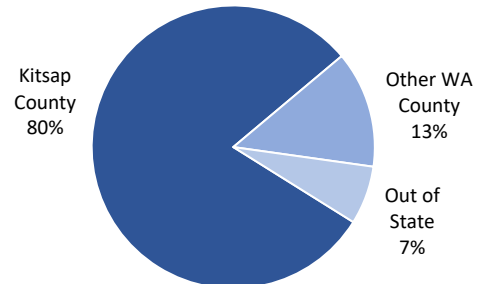
## Defining Sheltered vs. Unsheltered

For the purposes of this survey, information is collected on sheltered (in emergency shelter or transitional housing) vs. unsheltered homelessness. In the 2022 count, 183 people said they were unsheltered. The majority of those who were unsheltered indicated they lived outside in places not meant for human habitation.



## Last Place of Residence

Surveys also collected information about the last city of permanent residence, and 38% of unsheltered households provided this data. 48 (80%) of those households previously had stable housing in Kitsap County.



## Causes of Homelessness

When asked about the specific cause (or causes) of homelessness, 106 unsheltered households (66%) responded. The most common response was health issues (including mental health), economic issues (loss of job or unable to work) and housing issues (eviction or loss of housing).

