

Housing Solutions Center Quick Facts - South Kitsap

Sept 2016 - Sept 2017

The Housing Solutions Center is Kitsap County's coordinated entry system. Coordinated entry provides a centralized intake for emergency shelters, transitional housing, and eviction prevention assistance. In Kitsap County the Housing Solutions Center offers these services at multiple locations throughout the county.

YEAR TO DATE HSC ENROLLMENTS

Non-Duplicated Households Served	535
Non-Duplicated Individuals	1013

Literally Homeless Percentage 22%

Literally Homeless Number of Households 120

Imminent Risk of Losing Housing Percentage 2%

Imminent Risk of Losing Housing # of Households 12

AGES OF INDIVIDUALS

Children 0-18 years of age	351	35%
Youth 18-24 years of age	107	11%
Adults 25-59 years of age	498	49%
Seniors 60 years of age or older	57	6%

HOUSEHOLD INCOME

Average Household Income	\$794.08
Average Income per Capita	\$419.38
Percent of Households Earning \$0/month	27%
Percent of Households Earning < \$700/month	45%

SELF-REPORTED CHARACTERISTICS

Veteran	6% / 32 HH
Domestic Violence	28% / 152 HH
Physical Disability (Long Term)	21% / 110 HH
Developmental Disability	10% / 53 HH
Co-occurring Physical/Developmental Disability	4% / 20 HH
Mental Illness	39% / 206 HH
Substance Use Disorder	13% / 70 HH
Co-occurring Mental Illness & Substance Use	7% / 40 HH
Male HoH	32% / 172 HH
Female HoH	67% / 360 HH
Transgender HoH	0% / 1 HH

Literally Homeless - Individuals or families staying outside on the streets, in a car, park, camping ground, in the woods, fleeing domestic violence, or in emergency shelter/transitional housing.

Imminent risk of homelessness - An individual or family who will imminently (14 days) lose their primary nighttime residence. Includes evictions, discharged from hospital or other institution, or housing condemned.

At-risk of Homelessness - Individual or family with income below 30% AMI (area median income) and does not have the resources to prevent becoming literally homeless. May have moved two or more times in last 2 months, staying with others, has a 21 day notice, staying in motel, or otherwise unstably housed.

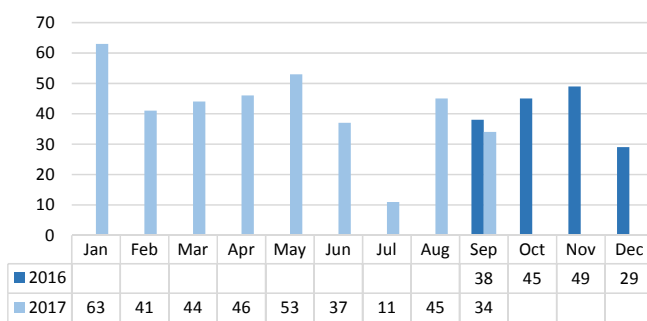
Stably Housed - Individuals or families that are not otherwise experiencing homelessness, but may be seeking other housing related assistance such as housing counseling, landlord list, or other community resources.

HoH = Head of Household

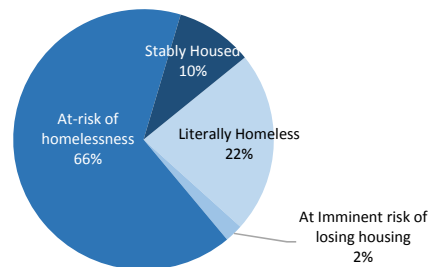
Kitsap County Department of Human Services, Housing & Homelessness Program
345 6th St, Suite 400, Bremerton, WA 98337

<http://www.kitsapgov.com/hs/housing/ReportsAndData.htm> 10/4/2017

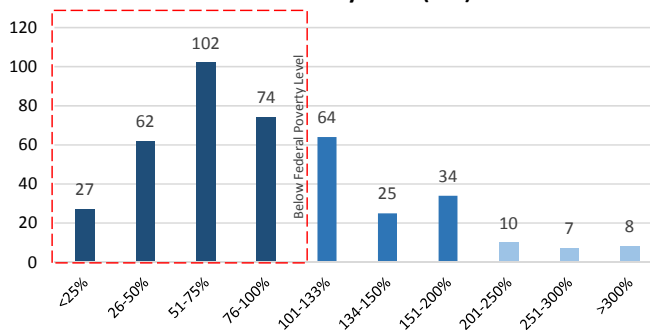
HSC Monthly Enrollments by Household
Sept 2016 - Sept 2017



HSC Housing Status by Household
Sept 2016 - Sept 2017



HSC Household Income Charts Compared to Federal Poverty Level (FPL)



*77% (413) enrollments include income data, 64% (265) of HH are at or below 100% FPL

2017 Federal Poverty Level

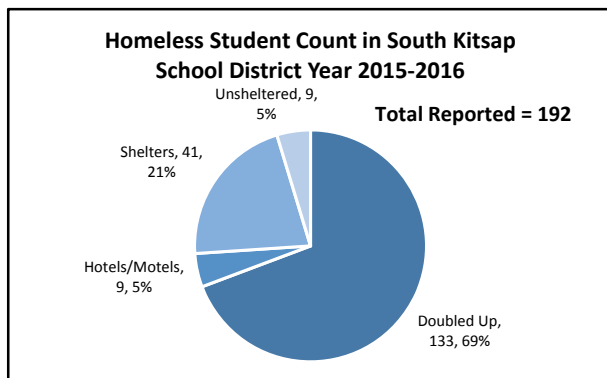
Family Size	Annual	Monthly	Weekly
1	\$12,060	\$1,005	\$232
2	\$16,240	\$1,353	\$312
3	\$20,420	\$1,702	\$393
4	\$24,600	\$2,050	\$473
5	\$28,780	\$2,398	\$553
6	\$32,960	\$2,747	\$634
7	\$37,140	\$3,095	\$714
8	\$41,320	\$3,443	\$795

Homelessness and Poverty Quick Facts - South Kitsap

Sept 2016 - Sept 2017

HOMELESS STUDENTS IN KITSAP COUNTY

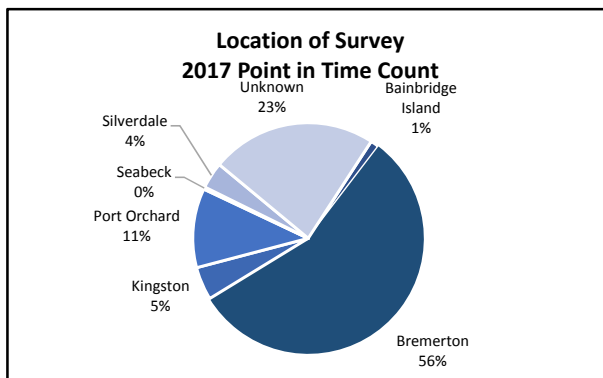
Data from Washington State Office of Superintendent of Public Instruction
<http://www.k12.wa.us/HomelessEd/Data.aspx>



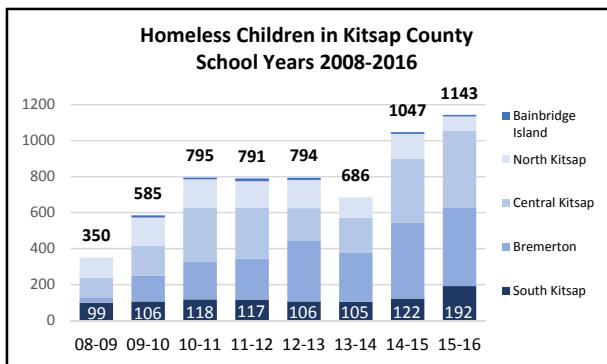
Of 192 homeless children counted by South Kitsap School District, 5% (9) are living out of doors or in places not meant for human habitation and 95% (183) are considered sheltered.

KITSAP COUNTY POINT IN TIME COUNT 2017

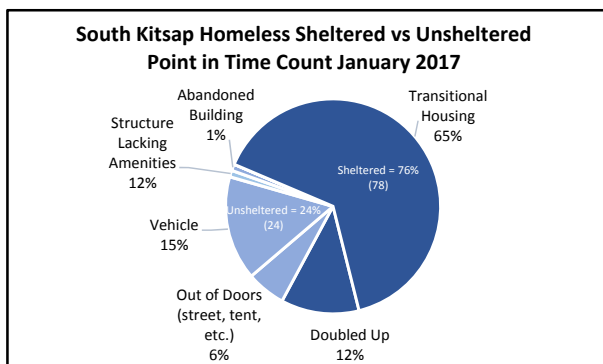
The Point in Time Count is an annual survey that gathers information about people experiencing homelessness during a 24-hour period in January.



Of 324 surveys completed, 11% (36) reported their current location as Port Orchard.



In the 2015-2016 school year the South Kitsap School District counted 192 homeless children, a 57% increase from 122 the previous year. In this same time period the count of all Kitsap County schools increased by 9% to 1143 homeless children.



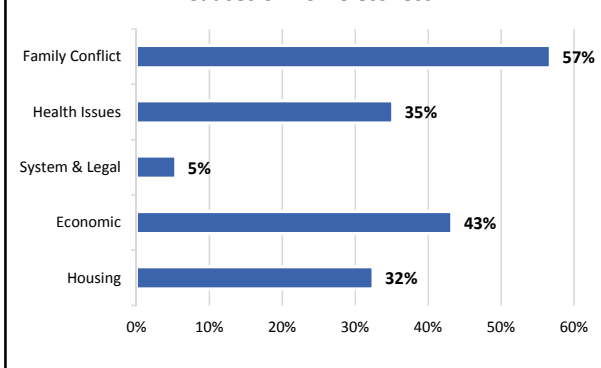
For the purposes of this survey, information is collected on sheltered (emergency shelter, transitional housing, doubled up) vs. unsheltered homelessness. In this year's count in South Kitsap, 24 people said they were unsheltered. The majority of those who were unsheltered indicated they lived outside in places not meant for human habitation.

FAMILIES IN POVERTY

Source: U.S. Census Bureau, 2011-2015 American Community Survey 5-Year Estimates

Percentage of families whose income in the past 12 months is below the poverty level	Kitsap County	Port Orchard
All Families	7.0%	11.0%
With related children under 18	12.1%	18.1%
With related children under 5 years only	16.5%	7.0%
Married Couple Families	3.1%	3.8%
With related children under 18	4.0%	7.5%
With related children under 5 years only	7.8%	4.5%
Families with only female householder	26.9%	35.8%
With related children under 18	36.2%	46.6%
With related children under 5 years only	46.8%	24.7%
Median Household Income	\$62,941	\$62,587
Mean Household Income	\$79,829	\$79,158

Causes of Homelessness



When asked the specific cause (or causes) of homelessness, the most common response from South Kitsap participants was family conflict, followed by economic issues.