




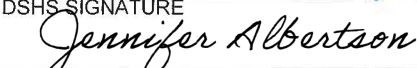
CONTRACT AMENDMENT AAA Older Americans Act

DSHS CONTRACT NUMBER:
2469-52924

Amendment No. 03

This Contract Amendment is between the State of Washington Department of Social and Health Services (DSHS) and the Contractor identified below.

Program Contract Number
Click here to enter text.
Contractor Contract Number
KC-121-24-C

CONTRACTOR NAME Kitsap County		CONTRACTOR doing business as (DBA)	
CONTRACTOR ADDRESS 614 Division St MS23 Pt. Orchard, WA 98366-4676		WASHINGTON UNIFORM BUSINESS IDENTIFIER (UBI) 182-002-345	DSHS INDEX NUMBER 1076
CONTRACTOR CONTACT Stacey Smith	CONTRACTOR TELEPHONE (360) 337-5624	CONTRACTOR FAX (360) 337-5747	CONTRACTOR E-MAIL ADDRESS sasmith@kitsap.gov
DSHS ADMINISTRATION Aging & Long Term Support Admin		DSHS DIVISION Division of Home And Community Services	DSHS CONTRACT CODE 1015LS-69
DSHS CONTACT NAME AND TITLE Lexie Bartunek Program Manager		DSHS CONTACT ADDRESS 4450 10th Ave SE Lacey, WA 98503-	
DSHS CONTACT TELEPHONE (360)725-3548	DSHS CONTACT FAX Click here to enter text.		DSHS CONTACT E-MAIL ADDRESS bartuqa@dshs.wa.gov
IS THE CONTRACTOR A SUBRECIPIENT FOR PURPOSES OF THIS CONTRACT? Yes		CFDA NUMBERS 93.043 93.041 93.053 93.045 93.052	
AMENDMENT START DATE 01/01/2024		CONTRACT END DATE 09/30/2025	
PRIOR MAXIMUM CONTRACT AMOUNT \$1,121,810.00	AMOUNT OF INCREASE OR DECREASE \$0.00		TOTAL MAXIMUM CONTRACT AMOUNT \$1,121,810.00
REASON FOR AMENDMENT; CHANGE OR CORRECT OTHER: SEE PAGE TWO			
ATTACHMENTS. When the box below is marked with an X, the following Exhibits are attached and are incorporated into this Contract Amendment by reference: <input checked="" type="checkbox"/> Additional Exhibits (specify): Exhibit B-3, Budget			
This Contract Amendment, including all Exhibits and other documents incorporated by reference, contains all of the terms and conditions agreed upon by the parties as changes to the original Contract. No other understandings or representations, oral or otherwise, regarding the subject matter of this Contract Amendment shall be deemed to exist or bind the parties. All other terms and conditions of the original Contract remain in full force and effect. The parties signing below warrant that they have read and understand this Contract Amendment, and have authority to enter into this Contract Amendment.			
CONTRACTOR SIGNATURE 		PRINTED NAME AND TITLE Christine Rolfes, chair	DATE SIGNED 9.8.25
DSHS SIGNATURE 		PRINTED NAME AND TITLE Jennifer Albertson, Contracts Manager	DATE SIGNED September 15, 2025

This Contract between the State of Washington Department of Social and Health Services (DSHS) and the Contractor is hereby amended as follows:

- A. Exhibit B-2, Budget, is revised and replaced by Exhibit B-3, approved line-item Budget, which is attached hereto and incorporated herein.

All other terms and conditions of this Contract remain in full force and effect.



AREA AGENCIES ON AGING
 OLDER AMERICANS ACT BUDGET
 EXPENDITURE/REVENUE DETAIL BY FUNDING SOURCE
 AAA: KITSAP COUNTY
 Contract #2463-52924
 BUDGET PERIOD: 1/1/24 - 9/30/25


BARS CODE	CFDA #	Older Americans Act										MATCH				Total	Description
		93.044	93.045	93.046	93.047	93.052	93.041	93.053	Other	Total	ALTSA	ALTSA	ALTSA	ALTSA	ALTSA		
		Title	Title	Title	Title	Title	Elder	NSIP	ALTSA	ALTSA	ALTSA	ALTSA	ALTSA	ALTSA	ALTSA		
		3B	3C1	3C2	3D	3E	Abuse		Funding	Funding	Funding	Funding	Funding	Funding	Funding		
569 .10	ADMINISTRATION	32,304	32,000	32,000		11,765	108,069		0	108,069	32,101	3,922	0	144,092			
.11	Area Agency Planning/Administration	32,304	32,000	32,000		11,765	108,069		0	108,069	32,101	3,922	0	144,092			\$3,922 3E ADMIN MATCHED BY SFCSP
.12	Interfund Payments for Services	0	0	0		0	0		0	0	0	0	0	0			
.13	Core Services Contract Management																
569 .21	COORDINATION	35,000					35,000			35,000			5,176	41,176			COORDINATION MATCHED WITH LOCAL GENERAL FUND
569 .31	LEGAL ASSISTANCE	53,500				0	53,500			53,500	0		9,441	62,941			LEGAL MATCHED WITH NWJP PRO BONO SERVICES
569 .42	ACCESS SERVICES	327,912					327,912			327,912	57,867		0	385,779			
.41	Transportation	0					0			0	0		0	0			
.42	Information & Assistance	327,912					327,912			327,912	57,867		0	385,779			
.43.1	Case Management/Nursing Services (Core Services)																
.43.2	Case Management - Aging Network	0					0			0	0		0	0			
.44.2	Nursing Services - DDC																
.45	Nursing Services - Aging Network	0					0			0	0		0	0			
.46	Nursing Services - Contracted with HCS																
.49	Contracted Front Door Functions (King only)																
569 .50	IN-HOME SERVICES	4,850				0	4,850			4,850	856		0	5,706			
.51	Chore Services - Aging Network	0					0			0	0		0	0			
.52	Personal Care Services - Aging Network	0					0			0	0		0	0			
.54	Health Maintenance	0					0			0	0		0	0			
.55	Bath Assistance	0					0			0	0		0	0			
.56	Visiting and Telephone Reassurance	0					0			0	0		0	0			
.57	Minor Home Repair and Maintenance	0					0			0	0		0	0			
.58	Adult Day Care	0					0			0	0		0	0			
.59	Volunteer Services	0					0			0	0		0	0			
.64	Assistive Technology/DME/PERS	0					0			0	0		0	0			
.65	Other In-Home Services (MENTAL HEALTH)	4,850					4,850			4,850	856		0	5,706			MH MATCHED WITH UNCOMPENSATED CONTRACTOR COSTS
569 .60	NUTRITION SERVICES	0	170,971	230,523	0		401,494	34,825		436,319	0		70,852	507,171			
.61	Congregate Meals		168,971				168,971	13,920		182,891	0		29,818	212,709			\$29,827 MATCHED WITH VOLUNTEER LABOR - BSA/SKALLAM TRIBE
.63	Nutrition Education and Outreach	0	2,000	2,000			4,000			4,000	0		706	4,706			\$706 MATCHED WITH VOLUNTEER LABOR - BSA
.64	Home Delivered Meals			228,523			228,523	20,905		249,428	0		40,328	289,756			\$40,145 MATCHED WITH VOLUNTEER LABOR - BSA
.65	Shopping Assistance		0	0			0			0	0		0	0			
.66	Registered Dietician		0	0			0			0	0		0	0			
.67	Senior Farmers Mkt (SFMNP) Food/Checks		0	0			0			0	0		0	0			
569 .70-80	SOCIAL & HEALTH SERVICES	29,638	0	0	16,989	107,437	2,096	156,160		156,160	3,113	37,763	167	197,203			
.71	Adult Day Health Services	0					0			0	0		0	0			
.72	Geriatric Health Screening	0					0			0	0		0	0			
.73	Medication Management	0					0			0	0		0	0			
.74	Senior Drug Education	0					0			0	0		0	0			
.75	Disease Prevention/Health Promotion	500			16,989		17,489			17,489	88		0	0			
.75.1	Disease Prevention/Health Promotion - Evidence Based																
.75.2	Disease Prevention/Health Promotion - Non-Evidence Based																
.76	Elder Abuse Prevention	0					0			0	0		0	0			
.77	Mental Health	0					0			0	0		0	0			
.78	Kinship Care																
.78.1	Kinship Caregivers Support Program																
.78.1.a	Service Delivery																
.78.1.b	Goods and Services																
.78.2	Kinship Navigator Services	0					0			0	0		0	0			
.79	Family Caregiver Support Program																
.79.1	Information Services			1,000			1,000			1,000	0	333	0	1,333			TITLE 3E AND 3B INFORMATION SERVICES MATCHED WITH SFCSP FUNDS
.79.2	Access Assistance	11,000			104,437		115,437			115,437	0	36,754	0	152,191			TITLE 3E AND 3B ACCESS ASSISTANCE MATCHED WITH SFCSP FUNDS
.79.2.a.1	Access Assistance - Case Management																
.79.2.a.2	Access Assistance - Information and Assistance																
.79.2.b	Support Services	0			500		500			500	0		167	667			3E MATCHED WITH NWJP PRO BONO SERVICES
.79.3	Respite Care Services	0			1,000		1,000			1,000	0	333	0	1,333			TITLE 3E MATCHED WITH SFCSP RESPITE
.79.3.a	Respite Care Services - In-Home																
.79.3.b	Respite Care Services - Out-Of-Home																
.79.3.c	Respite Care Services - Overnight																
.79.3.d	Respite Care Services - Other																
.79.4	Supplemental Services	1,000			0		1,000			1,000	0	176	0	1,176			
.79.4.a	Supplemental Services - Assistive Technology/DME/PERS																
.79.4.b	Supplemental Services - Consumable Supplies																
.79.4.c	Supplemental Services - Home Modifications/Repairs																
.79.4.d	Supplemental Services - Legal/Financial Consultation																
.79.4.e	Supplemental Services - Homemaker/Chore/Personal Care																
.79.4.f	Supplemental Services - Transportation																
.79.4.g	Supplemental Services - Nutrition Services																
.79.4.h	Supplemental Services - Other																
.79.5	Services to Grandparents																
.79.5.a	Information Services				0		0			0	0	0	0	0			
.79.5.b	Access Assistance				0		0			0	0	0	0	0			
.79.5.b.1	Access Assistance - Case Management																
.79.5.b.2	Access Assistance - Information and Assistance																
.79.5.c	Support Services				0		0			0	0	0	0	0			
.79.5.d	Respite care Services				0		0			0	0	0	0	0			
.79.5.d.1	Respite care Services - In-Home																
.79.5.d.2	Respite care Services - Out-Of-Home																
.79.5.d.3	Respite care Services - Overnight																
.79.5.d.4	Respite care Services - Other																
.79.5.e	Supplemental Services				500		500			500	0	167	0	667			MATCHED WITH SFCSP
.79.5.e.1	Supplemental Services - Assistive Technology/DME/PERS																
.79.5.e.2	Supplemental Services - Consumable Supplies																
.79.5.e.3	Supplemental Services - Home Modifications/Repairs																
.79.5.e.4	Supplemental Services - Legal/Financial Consultation																
.79.5.e.5	Supplemental Services - Homemaker/Chore/Personal Care																
.79.5.e.6	Supplemental Services - Transportation																
.79.5.e.7	Supplemental Services - Nutrition Services																
.79.5.e.8	Supplemental Services - Other																
.83	Senior Community Service Employment (SCSEP)																
.83.1	Program/WFB	0					0			0	0		0	0			
.83.2	Program/Other	0					0			0	0		0	0			
.84	Health Appliance/Limited Health Care	0					0			0	0		0	0			
.88	Long Term Care Ombudsman	17,138					2,096			19,234	0		0	22,258			
.89	Newsletters	0					0			0	0		0	0			
569 .90	OTHER ACTIVITIES	0			0		0			0	0		0	0			
	Foot Care	0					0			0	0		0	0			
	Peer Counseling	0					0			0	0		0	0			
	Outreach	0					0			0	0		0	0			
	Consumable Supplies	0					0			0	0		0	0			
	Health	0					0			0	0		0	0			
	Public Education	0					0			0	0		0	0			
	Socialization	0					0			0	0		0	0			
	Other (Enter Title)	0					0			0	0		0	0			
	Other (Enter Title)	0					0			0	0		0	0			
	Total Services	450,900	170,971	230,523	16,989	107,437	2,096	978,916	34,825	0	1,013,741	61,835	37,763	86,636	1,199,876		
	GRAND TOTAL	483,204	202,971	262,523	16,989	119,202	2,096	1,086,985	34,825	0	1,121,810	93,937	41,685	86,636	1,344,068		
		0	0	0													
	Revenue Total	483,204	202,971	262,523	16,989	119,202	2,096	1,086,985	34,825	0	1,121,810	93,937	41,685	86,636	1,344,068		

To be completed by ALTSA

This amendment change:	483,204
------------------------	---------

REPORT FRAUD

Home • FAQs • FOIA • Contact • HEAT • Download Frauds •  



U.S. Department of Health & Human Services
Office of Inspector General
U.S. Department of Health & Human Services

Report # Topic Keyword

Advanced

About OIG

Reports & Publications

Fraud

Compliance

Exclusions

Newsroom

Careers


Home • Exclusions

Visit our tips page to learn how to best use the Exclusions Database. If you experience technical difficulties, please email the webmaster at webmaster@oig.hhs.gov.

Exclusions Search Results: Entities


No Results were found for

- Washington State Health and Community Living Administration

 If no results are found, this individual or entity (if it is an entity search) is not currently excluded. Print this Web page for your documentation.

[Search Again](#)

Search conducted 7/10/2025 7:03:31 PM EST on OIG LEIE Exclusions database.
Source data updated on 7/10/2025 9:01:00 AM EST
[Return to Search](#)



About OIG

Reports & Publications

Fraud

Compliance

Recovery Act Oversight

Exclusions

Newsroom

About Us

All Reports & Publications

Report Fraud

Accountable Care

Accountability Operations

Online Searchable

What's New