

1

ASSESSOR'S OFFICE | CORE RESPONSIBILITY

- Equitably distribute the property tax burden
 - \$553,132,292 for tax year 2025**
 - 40** overlapping taxing districts, **57** different property tax levies
- Determine value on all real & personal property
 - \$64,378,101,724 tax year 2025**
 - 129,407** real and personal property accounts
- Maintain all parcel record information
- Administer state property tax exemptions and deferrals

9/8/2025

2

2

ASSESSOR'S OFFICE | WORKGROUPS

ADMINISTRATION: Administers property tax exemptions and provides customer assistance; collaborates with taxing districts, calculates levy rates and assesses business personal property using the cost approach. Manages payroll, accounts payable, processing of public records requests, public engagement activities, and compliance with state reporting requirements.

CADASTRAL: Manages tax parcel boundary delineation and property records, including subdivision of parcels for new plats, short plats, and split-merge requests. Administers deed transfers, judicial actions, and boundary line adjustments. Maintains manufactured/mobile home data, verifies legal descriptions for all excise tax affidavits and transactions, and updates taxpayer records to reflect name changes.

COMMERCIAL: Performs field inspections and valuation of commercial and industrial property countywide, including land, multifamily housing, offices, warehouses, retail businesses, restaurants, and marinas.

RESIDENTIAL: Performs field inspections and valuation of residential properties countywide, including land, single family dwellings, and manufactured/mobile homes.

9/8/2025

3

3

ASSESSOR'S OFFICE | EMPLOYEES

The Assessor's Office proudly serves Kitsap County with 24 FTEs.

FTE COUNT BY WORKGROUP

- Assessor: 1 FTE
- Chief Deputy: 1 FTE
- Chief Appraiser: 1 FTE
- Commercial Appraisers: 3 FTEs
- Residential Appraisers: 9 FTEs
- Administration: 6 FTEs
- Cadastral: 3 FTEs

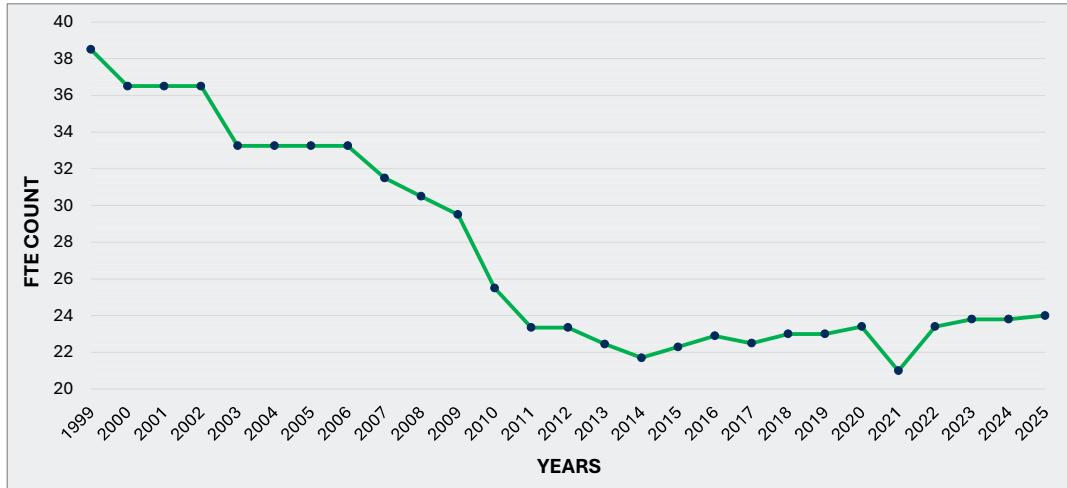


9/8/2025

4

4

ASSESSOR'S OFFICE | FTE COUNT



9/8/2025

5

5

ASSESSOR'S OFFICE | QUALITY METRICS

WA STATE DEPARTMENT OF REVENUE'S 2024 STATISTICS FOR 39 COUNTIES

Budget per Parcel:

- Kitsap County ranks 4th in the state
- Counties with similar parcel count have at least 6 more FTEs

Ranking	County	No. of Parcels	Budget \$ per parcel	FTE Count
4	Kitsap	119,743	\$21.83	24.00
14	Whatcom	110,406	\$29.80	32.00
15	Thurston	122,989	\$30.50	30.00
		State Median	\$32.59	
		State Average	\$36.62	

9/8/2025

6

6

ASSESSOR'S OFFICE | QUALITY METRICS

WA STATE DEPARTMENT OF REVENUE'S 2024 STATISTICS FOR 39 COUNTIES

Parcel Count per FTE:

- Kitsap County ranks 2nd in the state

Ranking	County	Total Staff	Total Parcels	Parcels per FTE
1	Whitman	6.50	35,061	5,394
2	Kitsap	24.00	119,743	4,989
3	Pierce	66.35	329,365	4,964
State Median:				3,114
State Average:				3,162

9/8/2025

7

7

ASSESSOR'S OFFICE | QUALITY METRICS

WA STATE DEPARTMENT OF REVENUE'S 2024 STATISTICS FOR 39 COUNTIES

County workload per Appraiser:

- Kitsap County ranks 3rd in the state

Ranking	County	Appraisers	Parcels per Appraiser
1	Whitman	3.50	10,017
2	Snohomish	32.75	9,511
3	Kitsap	13.00	9,300
State Median:			5,991
State Average:			6,107

9/8/2025

8

8

ASSESSOR'S OFFICE | GOALS

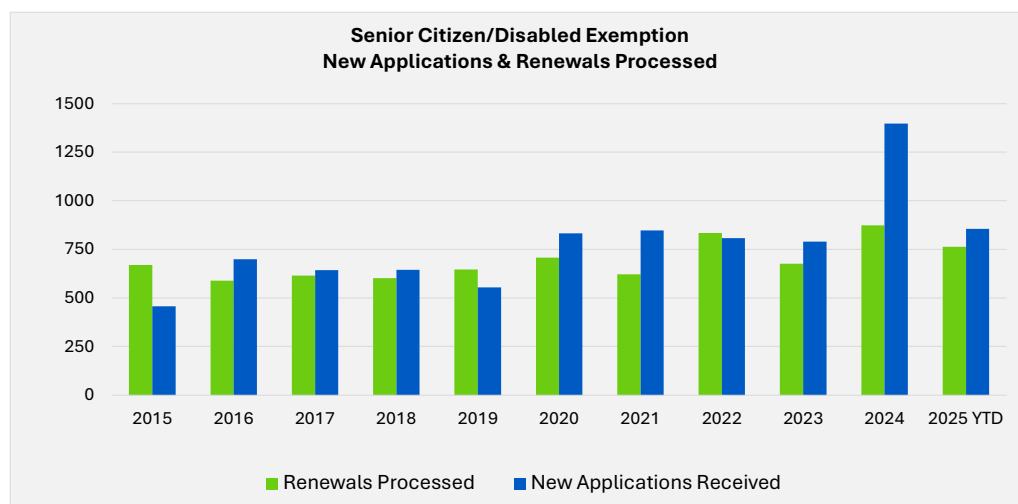
1. COMPLETE REVAL INSPECTIONS, NEW CONSTRUCTION INSPECTIONS, AND STATISTICAL ANALYSIS ACCORDING TO STATE MANDATED REQUIREMENTS AND TIMELINES
2. PROCESS ALL SENIOR/DISABLED EXEMPTION APPLICATIONS IN A TIMELY MANNER
3. PROCESS SALES TRANSACTIONS PROMPTLY
4. PROCESS PLATS IN A TIMELY MANNER
5. SUPPORT EMPLOYEE DEVELOPMENT
6. CONTINUE COMMUNITY OUTREACH
7. CONTINUE PROGRESS TOWARD DEPLOYMENT OF LISv2 ASSESSOR/TREASURER SYSTEM

9/8/2025

9

9

ASSESSOR'S OFFICE | ACCOMPLISHMENTS



9/8/2025

10

10

ASSESSOR'S OFFICE | ACCOMPLISHMENTS

KITSAP COUNTY ASSESSOR'S OFFICE WINS NATIONAL NACO AWARD

- Conducted kaizen to analyze our internal process in conjunction with Kitsap's PEAK Team
- Transition to digital processing, reducing office supply costs
- Developed an online application in collaboration with IS
- Implemented a better application tracking system, scanning process for paper applications



9/8/2025

11

11

ASSESSOR'S OFFICE | ACCOMPLISHMENTS

REVALUATION INSPECTIONS:



- 22,973 parcels inspected
- Value notices were mailed on June 20th
- Value: \$64,013,793,814

NEW CONSTRUCTION INSPECTIONS:



- Number of parcels inspected: 3,314
- Value notices mailed on September 26th
- Value: \$861,374,914 (third highest value to date)

9/8/2025

12

12

ASSESSOR'S OFFICE | CONCERNS

- ✓ 21 out of 24 FTE have less than 5 years experience in their current position
- ✓ 2 staff to retire in 2026
- ✓ Additional needs for training towards accreditation of new appraisers
- ✓ New employees require training and time to become productive
- ✓ Exemption income limit set to increase again for 2027

9/8/2025

13

13

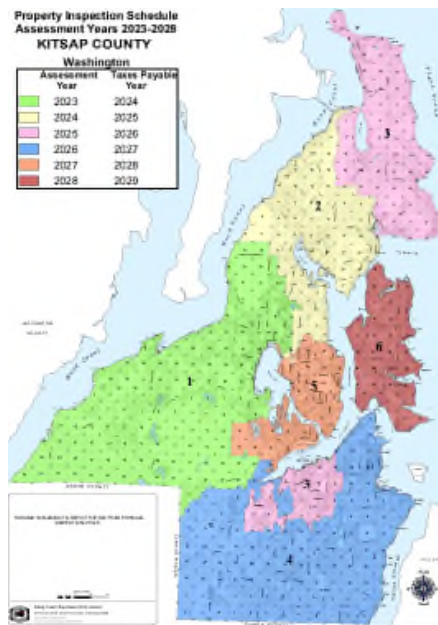
ASSESSOR'S OFFICE ABOUT US

MISSION

The Assessor is required by law to distribute the property tax burden within Kitsap County. This is done by equitably appraising property, setting individual taxing district levies based on those values, administering tax relief (exemption) programs and maintaining all property records, including assessments, maps, and boundary lines. The above services shall be provided in a courteous, efficient and understandable manner.

Property Inspection Schedule
Assessment Years 2023-2028
KITSAP COUNTY

Assessment Year	Taxes Payable Year
2023	2024
2024	2025
2025	2026
2026	2027
2027	2028
2028	2029



9/8/2025

14

14

ASSESSOR

BUDGET SUMMARY

Net elimination from supplies/ services budget line items	(\$) 3,500
Position elimination from a reclass/reorganization, FTE reduction	(\$) 94,511 -1 Program Technician
New revenue or increased revenues as a result of a specific management action	\$ 0
Total fiscal impact	(\$) 98,011

9/8/2025

15

15

— ★ SIGN UP FOR ★ —
Assessor's Newsletter

THANK YOU!



Phil Cook
 Assessor
philcook@kitsap.gov
 360.337.5777
www.Kitsap.gov/assessor

Scan the **QR code**
 to sign up for the
 newsletter!



9/8/2025

16

16